

ASC Report No. 15/2012

**Efficiency and optimality of some
weighted-residual error estimator for
adaptive 2D boundary element methods**

M. Aurada, M. Feischl, T. Führer, M. Karkulik, D. Praetorius

Institute for Analysis and Scientific Computing
Vienna University of Technology — TU Wien
www.asc.tuwien.ac.at ISBN 978-3-902627-05-6

Most recent ASC Reports

- 14/2012 *I. Higuera, N. Happenhofer, O. Koch, and F. Kupka*
Optimized Imex Runge-Kutta methods for simulations in astrophysics: A detailed study
- 13/2012 *H. Woracek*
Asymptotics of eigenvalues for a class of singular Krein strings
- 12/2012 *H. Winkler, H. Woracek*
A growth condition for Hamiltonian systems related with Krein strings
- 11/2012 *B. Schörkhuber, T. Meurer, and A. Jüngel*
Flatness-based trajectory planning for semilinear parabolic PDEs
- 10/2012 *M. Karkulik, D. Pavlicek, and D. Praetorius*
On 2D newest vertex bisection: Optimality of mesh-closure and H^1 -stability of L_2 -projection
- 09/2012 *J. Schöberl and C. Lehrenfeld*
Domain Decomposition Preconditioning for High Order Hybrid Discontinuous Galerkin Methods on Tetrahedral Meshes
- 08/2012 *M. Aurada, M. Feischl, T. Führer, M. Karkulik, J.M. Melenk, D. Praetorius*
Classical FEM-BEM coupling methods: nonlinearities, well-posedness, and adaptivity
- 07/2012 *M. Aurada, M. Feischl, T. Führer, M. Karkulik, J.M. Melenk, D. Praetorius*
Inverse estimates for elliptic integral operators and application to the adaptive coupling of FEM and BEM
- 06/2012 *J.M. Melenk, A. Parsania, and S. Sauter*
Generalized DG-Methods for Highly Indefinite Helmholtz Problems based on the Ultra-Weak Variational Formulation
- 05/2012 *J.M. Melenk, H. Rezaifar, B. Wohlmuth*
Quasi-optimal a priori estimates for fluxes in mixed finite element methods and applications to the Stokes-Darcy coupling

Institute for Analysis and Scientific Computing
Vienna University of Technology
Wiedner Hauptstraße 8–10
1040 Wien, Austria

E-Mail: admin@asc.tuwien.ac.at
WWW: <http://www.asc.tuwien.ac.at>
FAX: +43-1-58801-10196

ISBN 978-3-902627-05-6

© Alle Rechte vorbehalten. Nachdruck nur mit Genehmigung des Autors.



EFFICIENCY AND OPTIMALITY OF SOME WEIGHTED-RESIDUAL ERROR ESTIMATOR FOR ADAPTIVE 2D BOUNDARY ELEMENT METHOD

M. AURADA, M. FEISCHL, T. FÜHRER, M. KARKULIK, AND D. PRAETORIUS

On the occasion of the 65th birthday of Professor Ernst Peter Stephan

ABSTRACT. We prove convergence and quasi-optimality of a lowest-order adaptive boundary element method for a weakly-singular integral equation in 2D. The adaptive mesh-refinement is driven by the weighted-residual error estimator. By proving that this estimator is not only reliable, but under some regularity assumptions on the given data also efficient on locally refined meshes, we characterize the approximation class in terms of the Galerkin error only. In particular, this yields that no adaptive strategy can do better, and the weighted-residual error estimator is thus an optimal choice to steer the adaptive mesh-refinement. As a side result, we prove a weak form of the saturation assumption.

1. INTRODUCTION & OUTLINE

Recently, there was a major breakthrough in the thorough mathematical understanding of convergence and quasi-optimality of h -adaptive FEM (AFEM) for second-order elliptic PDEs. Following the pioneering works [9, 14, 36] which analyzed quasi-optimality of AFEM for homogeneous Dirichlet problems, the successors included non-symmetric problems [16], inhomogeneous Dirichlet/Neumann conditions [27, 4], and even nonlinearities [10] into the AFEM analysis. However, many of the ingredients which appear in their proofs were mathematically open for adaptive BEM (ABEM). Only very recently, the works [25, 29] proved quasi-optimal convergence for certain BEM model problems like the weakly-singular and hypersingular integral equations for the 3D Laplacian. To the best of our knowledge, the approximation classes \mathbb{A}_s involved in the quasi-optimality results have only been characterized for AFEM for the Laplace equation in terms of regularity of the unknown solution and the given data [9]. For general operators, the approximation classes involved are characterized by the optimal decay of the total error which consists of energy norm error plus certain oscillations. The latter arise typically from inverse estimates and incorporate the computed discrete solutions, see e.g. [14, 25, 29]. Put differently, since the total error is equivalent to the error estimator used, these results for AFEM/ABEM guarantee the quasi-optimal convergence rate for the error estimator. This is somewhat unsatisfactory, since the error could even decay with a better rate than the estimator. In this work, we overcome these restrictions by proving that the error estimator is, under some regularity assumptions on the given data, equivalent to the energy norm error. We consider Symm's integral equation on a domain $\Omega \subset \mathbb{R}^2$

$$V\phi = (K + \frac{1}{2})g \quad \text{on the boundary } \partial\Omega$$

Date: May 15, 2012.

2000 Mathematics Subject Classification. 65N30, 65N15, 65N38.

Key words and phrases. boundary element method, weakly-singular integral equation, a posteriori error estimate, adaptive algorithm, convergence, optimality.

for some given boundary data $g \in H^{1/2}(\partial\Omega)$. To steer a usual adaptive algorithm of the type

$$\boxed{\text{solve}} \rightarrow \boxed{\text{estimate}} \rightarrow \boxed{\text{mark}} \rightarrow \boxed{\text{refine}} \quad (1)$$

we use the weighted-residual error estimator proposed by CARSTENSEN and STEPHAN [19] and later sharpened in [12]. This allows to build upon the arguments from [25] and additionally prove efficiency of the error estimator under some regularity assumptions on the given boundary data only. Priorly to this, the only efficiency result for the weighted-residual error estimator was [13], where slightly stronger regularity assumptions and globally quasi-uniform meshes are required. Instead, we prove that the weighted-residual error estimator is also efficient on locally refined meshes up to certain higher-order terms which do not depend on the error estimator or the discrete solution, but only on the given data. This efficiency estimate allows to characterize the approximation class in terms of the Galerkin error only. In particular, this yields that the weighted-residual error estimator is optimal and that no other estimator can perform better in the sense of asymptotic convergence rates of the Galerkin error.

The remainder of the work is organized as follows: In Section 2, we formulate the model problem and the adaptive algorithm. Moreover, we present the main results of this work in detail. Section 3 is devoted to an optimal 1D mesh refining strategy. The proof of the efficiency estimate for the weighted-residual error estimator is found in Section 4. Finally, Section 5 concludes the optimality proof. We underline the theoretical results with numerical experiments in Section 6 and conclude the work with some remarks on the saturation assumption in a short appendix.

2. MODEL PROBLEM & MAIN RESULTS

2.1. Model problem. We consider Symm's Integral equation

$$V\phi = f := (K + \frac{1}{2})g \quad \text{on } \Gamma \quad (2)$$

where $\Gamma := \partial\Omega$ is the boundary of a polygonal Lipschitz domain $\Omega \subset \mathbb{R}^2$ with diameter $\text{diam}(\Omega) < 1$. With $n(x) \in \mathbb{R}^2$ denoting the exterior normal unit field at $x \in \Gamma$ and the fundamental solution of the 2D Laplacian

$$G(z) := -\frac{1}{2\pi} \log |z| \quad \text{for all } z \in \mathbb{R}^2 \setminus \{0\}, \quad (3)$$

the simple-layer potential V and the double-layer potential K formally read

$$(V\phi)(x) := \int_{\Gamma} G(x-y)\phi(y) dy \quad \text{and} \quad (Kg)(x) := \text{p.v.} \int_{\Gamma} \partial_{n(y)}G(x-y)g(y) dy \quad (4)$$

for all $x \in \Gamma$. Here, p.v. \int_{Γ} denotes Cauchy's principal value. Then, (2) is an equivalent formulation of

$$\begin{aligned} -\Delta u &= 0 & \text{in } \Omega \\ u &= g & \text{on } \Gamma. \end{aligned} \quad (5)$$

The solution of (2) is the normal derivative $\phi = \partial_n u \in \mathcal{H} := H^{-1/2}(\Gamma)$ of the solution $u \in H^1(\Omega)$ of (5). The operator $V : H^{-1/2}(\Gamma) \rightarrow H^{1/2}(\Gamma)$ is an elliptic and symmetric isomorphism (see e.g. [31, 33, 34]). It thus provides a scalar product defined by $\langle\langle \phi, \psi \rangle\rangle := \langle V\phi, \psi \rangle_{L^2(\Gamma)}$. This scalar product induces an equivalent energy norm on $H^{-1/2}(\Gamma)$, which will be denoted by $\|\psi\| := \langle\langle \psi, \psi \rangle\rangle^{1/2}$. For some Γ dependent constant $C_{\text{norm}} > 0$, it holds

$$C_{\text{norm}}^{-1} \|\psi\| \leq \|\psi\|_{H^{-1/2}(\Gamma)} \leq C_{\text{norm}} \|\psi\| \quad \text{for all } \psi \in H^{-1/2}(\Gamma). \quad (6)$$

Whereas $g \in H^{1/2}(\Gamma)$ is sufficient to guarantee the solvability of (2), the weighted-residual error estimator η_ℓ (see (10) below) needs the given boundary data to satisfy $g \in H^1(\Gamma)$. The usual adaptive algorithm of the type (1) reads as follows

Algorithm 1. INPUT: *Initial partition \mathcal{T}_0 , adaptivity parameter $0 < \theta < 1$, counter $\ell := 0$*

- (i) *Compute discrete solution Φ_ℓ corresponding to \mathcal{T}_ℓ .*
- (ii) *Compute refinement indicators $\eta_\ell(T)$ for all $T \in \mathcal{T}_\ell$.*
- (iii) *Determine set $\mathcal{M}_\ell \subseteq \mathcal{T}_\ell$ of minimal cardinality such that Dörfler marking*

$$\theta \sum_{T \in \mathcal{T}_\ell} \eta_\ell(T)^2 \leq \sum_{T \in \mathcal{M}_\ell} \eta_\ell(T)^2. \quad (7)$$

is satisfied.

- (iv) *Refine (at least) marked elements $T \in \mathcal{T}_\ell$ to obtain new partition $\mathcal{T}_{\ell+1}$.*
- (v) *Increase counter $\ell \mapsto \ell + 1$ and iterate.*

OUTPUT: *Discrete solutions Φ_ℓ and error estimators $\eta_\ell := \left(\sum_{T \in \mathcal{T}_\ell} \eta_\ell(T)^2 \right)^{1/2}$ for $\ell \geq 0$.*

This section provides an overview on this work and its main results. We start with a discussion of the concrete realization of the modules which compose the adaptive algorithm (Algorithm 1).

2.2. Algorithm 1, Step (i): solve. Let \mathcal{T}_ℓ denote a partition of the boundary Γ into affine line segments. As usual, we denote the L^2 -scalar product on the boundary Γ by $\langle \cdot, \cdot \rangle_{L^2(\Gamma)}$ and extend it to the duality brackets of $H^{-1/2}(\Gamma) \times H^{1/2}(\Gamma)$ by continuity. The lowest-order conforming Galerkin discretization of the continuous model problem (2) reads: Find $\Phi_\ell \in \mathcal{X}(\mathcal{T}_\ell) := \mathcal{P}^0(\mathcal{T}_\ell)$ such that

$$\langle \langle \Phi_\ell, \Psi_\ell \rangle \rangle = \langle (K + \frac{1}{2})g, \Psi_\ell \rangle_{L^2(\Gamma)} \quad \text{for all } \Psi_\ell \in \mathcal{P}^0(\mathcal{T}_\ell), \quad (8)$$

where we use the polynomial spaces $\mathcal{P}^p([0, 1]) := \{v \in C^\infty([0, 1]) : \frac{\partial^{p+1}}{\partial s^{p+1}} v = 0\}$ to define

$$\mathcal{P}^p(\mathcal{T}_\ell) := \{v \in L^2(\Gamma) : v \circ F_T \in \mathcal{P}^p([0, 1]) \text{ for all } T \in \mathcal{T}_\ell\}.$$

Here, $F_T : [0, 1] \rightarrow T$ is an affine transformation which maps the unit interval onto the element $T \in \mathcal{T}_\ell$. As in the continuous setting, it follows that (8) allows for a unique solution. For simplicity, we assume that the module `solve` computes the exact discrete solution. However, it is possible to include an approximate solver into our analysis. As an immediate consequence of the Galerkin orthogonality $\langle \phi - \Phi_\ell, \Psi_\ell \rangle = 0$ for all $\Psi_\ell \in \mathcal{P}^0(\mathcal{T}_\ell)$, we get the best approximation property, also known as Céa's lemma,

$$\|\phi - \Phi_\ell\| = \min_{\Psi_\ell \in \mathcal{P}^0(\mathcal{T}_\ell)} \|\phi - \Psi_\ell\|. \quad (9)$$

2.3. Algorithm 1, Step (ii): estimate. We recall the definition of the residual-based error estimator η_ℓ which dates back to the seminal work [19] for 2D and has been extended to 3D in [15]. The local contributions of η_ℓ are defined by

$$\eta_\ell(T) := \text{diam}(T)^{1/2} \left\| \frac{\partial}{\partial s} (V\Phi_\ell - f) \right\|_{L^2(T)} \quad \text{for all } T \in \mathcal{T}_\ell. \quad (10)$$

Here, $\frac{\partial}{\partial s}$ denotes the arclength derivative along Γ . We define the local mesh-width function $h_\ell \in L^\infty(\Gamma)$ by $h_\ell|_T := \text{diam}(T)$, where $\text{diam}(T)$ denotes the Euclidean length of an

element $T \in \mathcal{T}_\ell$. Now, there holds reliability (cf. [19, Theorem 2])

$$C_{\text{rel}}^{-1} \|\phi - \Phi_\ell\| \leq \eta_\ell := \left(\sum_{T \in \mathcal{T}_\ell} \eta_\ell(T)^2 \right)^{1/2} = \|h_\ell^{1/2} \frac{\partial}{\partial s} (V\Phi_\ell - f)\|_{L^2(\Gamma)} \quad (11)$$

for all $\ell \in \mathbb{N}$, where $C_{\text{rel}} > 0$ depends only on Γ and the K -mesh constant $\kappa(\mathcal{T}_\ell)$ (see (12) below). Note that the assumption $g \in H^1(\Gamma)$, and the mapping properties of V and K guarantee that $f = (K + \frac{1}{2})g \in H^1(\Gamma)$ as well as $V\Phi_\ell \in H^1(\Gamma)$ (cf. [31, 33, 34]). Therefore, the estimator η_ℓ is well defined.

2.4. Algorithm 1, Step (iv): refine. For a given set $\mathcal{M}_\ell \subset \mathcal{T}_\ell$ of marked elements, we refine \mathcal{T}_ℓ such that at least all marked elements $T \in \mathcal{M}_\ell$ are refined and the K -mesh constant

$$\kappa(\mathcal{T}_\ell) := \max \{ h_\ell|_T / h_\ell|_{T'} : T, T' \in \mathcal{T}_\ell \text{ with } T \cap T' \neq \emptyset \} \quad (12)$$

remains uniformly bounded in the sense of

$$\sup_{\ell \in \mathbb{N}} \kappa(\mathcal{T}_\ell) < \infty. \quad (13)$$

The following algorithm proposed in [23, 24, 28] guarantees (13), as stated in Theorem 3 below.

Algorithm 2. INPUT: Partition \mathcal{T}_ℓ , marked elements $\mathcal{M}_\ell^{(0)} := \mathcal{M}_\ell$, counter $i := 0$.

- (i) Define $\mathcal{U}^{(i)} := \bigcup_{T \in \mathcal{M}_\ell^{(i)}} \{T' \in \mathcal{T}_\ell \setminus \mathcal{M}_\ell^{(i)} \text{ neighbor of } T : h_\ell|_{T'} > \kappa(\mathcal{T}_0) h_\ell|_T\}$.
- (ii) If $\mathcal{U}^{(i)} \neq \emptyset$, define $\mathcal{M}_\ell^{(i+1)} := \mathcal{M}_\ell^{(i)} \cup \mathcal{U}^{(i)}$, increase counter $i \mapsto i + 1$, and goto (i).
- (iii) Otherwise, bisect all marked elements $T \in \mathcal{M}_\ell^{(i)}$ to obtain $\mathcal{T}_{\ell+1}$.

OUTPUT: Refined boundary partition $\mathcal{T}_{\ell+1} := \text{refine}(\mathcal{T}_\ell, \mathcal{M}_\ell)$ as well as sets of refined elements $\mathcal{M}_\ell^{(i)} = \mathcal{T}_\ell \setminus \mathcal{T}_{\ell+1} \supseteq \mathcal{M}_\ell$.

A detailed analysis of this algorithm is given in Section 3, while its essential properties are stated in Theorem 3.

2.5. Function spaces involved. For $\nu \in (0, 5/2]$, we define $H^\nu(\Gamma)$ as a trace space, i.e.

$$H^\nu(\Gamma) := \{v|_\Gamma : v \in H^{\nu+1/2}(\Omega)\}$$

equipped with the norm

$$\|w\|_{H^\nu(\Gamma)} := \inf \{ \|v\|_{H^{\nu+1/2}(\Omega)} : w = v|_\Gamma, v \in H^{\nu+1/2}(\Omega) \}.$$

This definition is equivalent to the classical definition of $H^\nu(\Gamma)$ as a Sobolev space on the 1D Lipschitz-manifold Γ for $\nu \in (0, 1]$. In particular, one may use the *Sobolev-Slobodeckij* norm

$$|w|_{H^\nu(\Gamma)} := \int_\Gamma \int_\Gamma \frac{|w(x) - w(y)|^2}{|x - y|^{1+2\nu}} dx dy$$

to define an equivalent norm $(\|\cdot\|_{L^2(\Gamma)}^2 + |\cdot|_{H^\nu(\Gamma)}^2)^{1/2}$ on $H^\nu(\Gamma)$, for $\nu \in (0, 1)$. For $\nu = 1$, $H^1(\Gamma)$ is equipped with the equivalent norm

$$\|w\|_{H^1(\Gamma)}^2 := \|w\|_{L^2(\Gamma)}^2 + \|\frac{\partial}{\partial s} w\|_{L^2(\Gamma)}^2 \quad \text{for all } w \in H^1(\Gamma),$$

where $\frac{\partial}{\partial s}$ denotes the arclength derivative along Γ .

Finally, for $\nu \in (0, 1)$, we may equivalently define $H^\nu(\Gamma)$ as the real interpolation space of $L^2(\Gamma)$ and $H^1(\Gamma)$ (cf. [11]). All mentioned definitions of $H^\nu(\Gamma)$ are—at least for $\nu \in (0, 1)$ —equivalent. The norm equivalency constants, however, depend on the boundary Γ .

2.6. Main results. The first result of this work states that the 1D mesh refinement algorithm (Algorithm 2) is optimal. To that end, let \mathbb{T} denote the set of all locally refined meshes $\tilde{\mathcal{T}}_\ell$, which can be obtained from the initial partition \mathcal{T}_0 by Algorithm 2, i.e. $\tilde{\mathcal{T}}_\ell$ is obtained inductively by $\tilde{\mathcal{T}}_{j+1} = \text{refine}(\tilde{\mathcal{T}}_j, \tilde{\mathcal{M}}_j)$ for $j = 0, \dots, \ell-1$, with $\tilde{\mathcal{T}}_0 = \mathcal{T}_0$, and arbitrary $\ell \in \mathbb{N}$ as well as arbitrary marked elements $\tilde{\mathcal{M}}_j \subseteq \tilde{\mathcal{T}}_j$.

Theorem 3. *Algorithm 2 has the following properties:*

(i) *For all meshes $\mathcal{T} \in \mathbb{T}$, it holds that*

$$\kappa(\mathcal{T}) \leq 2\kappa(\mathcal{T}_0). \quad (14)$$

(ii) *Given two meshes $\mathcal{T}, \mathcal{T}' \in \mathbb{T}$, there exists a coarsest common refinement $\mathcal{T} \oplus \mathcal{T}' \in \mathbb{T}$ such that*

$$\#(\mathcal{T} \oplus \mathcal{T}') \leq \#\mathcal{T} + \#\mathcal{T}' - \#\mathcal{T}_0. \quad (15)$$

(iii) *The additional refinements which guarantee (14) do not lead to substantially more refined elements, i.e.*

$$\#\mathcal{T}_\ell - \#\mathcal{T}_0 \leq C_{\text{mesh}} \sum_{j=0}^{\ell-1} \#\mathcal{M}_j \quad (16)$$

for some ℓ -independent constant $C_{\text{mesh}} > 0$ and sets of marked elements \mathcal{M}_j .

The second theorem is the mathematical heart of this work and states efficiency of the weighted-residual error estimator η_ℓ on locally refined meshes up to terms of higher order

Theorem 4 (Efficiency of η_ℓ). *Let the given boundary data satisfy $g \in H^{s_{\text{reg}}}(\Gamma)$ for some $s_{\text{reg}} > 2$. Let ϕ denote the solution of (2). Then, for $\mathcal{T}_\ell \in \mathbb{T}$ the error estimator η_ℓ is efficient in the following sense*

$$C_{\text{eff}}^{-1} \eta_\ell \leq \|\phi - \Phi_\ell\|_{H^{-1/2}(\Gamma)} + \text{hot}_\ell. \quad (17)$$

Here, $C_{\text{eff}} > 0$ depends only on Γ and $\kappa(\mathcal{T}_\ell)$. The higher-order term hot_ℓ is given in detail in Definition 15 below. For all $\varepsilon > 0$, it satisfies

$$\text{hot}_\ell = \left(\sum_{T \in \mathcal{T}_\ell} \text{hot}_\ell(T)^2 \right)^{1/2} \quad \text{and} \quad \text{hot}_\ell(T) \leq C_{\text{hot}} (h_\ell|_T)^{\min\{s_{\text{reg}}, 5/2\} - 1/2 - \varepsilon}, \quad (18)$$

where $C_{\text{hot}} > 0$ depends only on Γ , $\kappa(\mathcal{T}_\ell)$, $s_{\text{reg}} > 2$, and $\varepsilon > 0$.

Following the lines of [25] and re-interpreting their results (see Section 5 below), we are able to prove the optimal rate of convergence for the estimator: We define

$$\mathbb{T}_N := \{ \mathcal{T}_\star \in \mathbb{T} : \#\mathcal{T}_\star - \#\mathcal{T}_0 \leq N \}$$

and

$$(\phi, g) \in \mathbb{A}_s^\eta \stackrel{\text{def.}}{\iff} \|(\phi, g)\|_{\mathbb{A}_s^\eta} := \sup_{N \in \mathbb{N}} \inf_{\mathcal{T}_\star \in \mathbb{T}_N} (N^s \eta_\star) < \infty, \quad (19)$$

where η_\star is the weighted-residual error estimator for the mesh $\mathcal{T}_\star \in \mathbb{T}$. Using the efficiency estimate in Theorem 4, we may finally characterize the approximation class \mathbb{A}_s^η in terms of the Galerkin error only. To that end, we introduce

$$\phi \in \mathbb{A}_s \stackrel{\text{def.}}{\iff} \|\psi\|_{\mathbb{A}_s} := \sup_{N \in \mathbb{N}} \inf_{\mathcal{T}_\star \in \mathbb{T}_N} \inf_{\Psi_\star \in \mathcal{P}^0(\mathcal{T}_\star)} \|\psi - \Psi_\star\| N^s < \infty. \quad (20)$$

Precisely, this quasi-optimality is characterized in the following theorem by means of the adaptive algorithm.

Theorem 5. For arbitrary adaptivity parameter $0 < \theta < 1$, Algorithm 1 guarantees the existence of $0 < \gamma, \kappa < 1$, such that

$$\Delta_{\ell+1} \leq \kappa \Delta_\ell, \quad \text{where } \Delta_\ell := \|\phi - \Phi_\ell\|^2 + \gamma \eta_\ell^2 \text{ and } \ell \geq 0. \quad (21)$$

In particular, this proves linear convergence of the Galerkin error to zero. Moreover, let $s > 0$ and suppose that $0 < \theta < 1$ is sufficiently small. Then, Algorithm 1 is optimal in the sense of

$$(\phi, g) \in \mathbb{A}_s^\eta \iff \eta_\ell \leq C_1 (\#\mathcal{T}_\ell - \#\mathcal{T}_0)^{-s} \quad \text{for all } \ell \in \mathbb{N}. \quad (22)$$

Finally, provided that $g \in H^{s_{\text{reg}}}(\Gamma)$ for some $s_{\text{reg}} > 2$ and $0 < s < \min\{s_{\text{reg}}, 5/2\} - 1/2$, Algorithm 1 is even optimal in the sense of

$$\phi \in \mathbb{A}_s \iff \|\phi - \Phi_\ell\| \leq C_2 (\#\mathcal{T}_\ell - \#\mathcal{T}_0)^{-s} \quad \text{for all } \ell \in \mathbb{N}. \quad (23)$$

The constants $C_1, C_2 > 0$ depend only on Γ as well as $\|(\phi, g)\|_{\mathbb{A}_s^\eta}$ and $\|\phi\|_{\mathbb{A}_s}$, respectively.

The novelty of this theorem lies in the second statement (23). It proves that the weighted-residual error estimator η_ℓ is in fact the optimal choice to steer the adaptive algorithm in the sense that asymptotically no other estimator can perform better. The generically optimal rate of convergence of lowest order BEM for Symms integral equation is $s = 3/2$ (see [34, Theorem 4.1.54]). Therefore, (23) states that if there is a sequence of meshes which reveals order $s = 3/2$, Algorithm 1 will produce a (maybe different) sequence of meshes such that the corresponding energy norm error converges with the same or even better rate. The first statement (21) as well as the quasi-optimality result (22) are proved for the 3D case in [25]. The latter result (22) states that the adaptive algorithm is optimal in the sense that the only quantity that is seen by the algorithm—the estimator—converges with optimal order. We recite (21)–(22) only for convenience of the reader. In Section 5, we work out the differences which occur in the proof of (21)–(22) due to the present 2D situation.

3. PROOF OF THEOREM 3

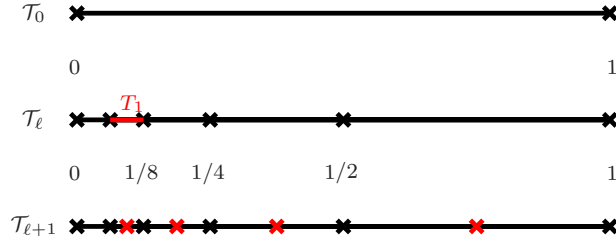
In this section, we aim to prove optimality (14)–(16) of the local mesh refinement strategy in Algorithm 2. Suppose that $\mathcal{T}_0 = \{T_1, \dots, T_N\}$ is a given initial partition of Γ into affine boundary segments T_j and that a sequence of meshes \mathcal{T}_ℓ is obtained inductively by local refinement, where

$$\mathcal{T}_{\ell+1} = \text{refine}(\mathcal{T}_\ell, \mathcal{M}_\ell) \quad (24)$$

is generated from \mathcal{T}_ℓ by refinement of (at least) certain marked elements $\mathcal{M}_\ell \subseteq \mathcal{T}_\ell$. Here, refinement of an element $T \in \mathcal{M}_\ell$ means that T is bisected into two elements $T_1, T_2 \in \mathcal{T}_{\ell+1}$ of half length, i.e., there holds $h_{\ell+1}|_T = \frac{1}{2} h_\ell|_T$.

Remark. Clearly, the boundedness estimate (14) cannot be improved in general. For instance, let \mathcal{T}_0 be a uniform partition with $\#\mathcal{T}_0 > 1$ and $\#\mathcal{M}_0 = 1$. Provided that the obtained partition satisfies $\#\mathcal{T}_1 < 2\#\mathcal{T}_0$, i.e., the local refinement does not lead to a uniform refinement, there holds $\kappa(\mathcal{T}_0) = 1$, whereas $\kappa(\mathcal{T}_1) = 2$. \square

Remark. Since the refined elements $\mathcal{T}_\ell \setminus \mathcal{T}_{\ell+1}$ are bisected into two sons, it holds that $\#\mathcal{M}_\ell \leq \#(\mathcal{T}_\ell \setminus \mathcal{T}_{\ell+1}) = \#\mathcal{T}_{\ell+1} - \#\mathcal{T}_\ell$. Under (14), the converse inequality $\#\mathcal{T}_{\ell+1} - \#\mathcal{T}_\ell \lesssim \#\mathcal{M}_\ell$ cannot hold in general as the following elementary example proves: Let \mathcal{T}_0 denote the partition of $[0, 1]$ depicted below. Obviously, the mesh-ratio is $\kappa(\mathcal{T}_0) = 1$. Repeated marking of the leftmost elements of $\mathcal{T}_0, \mathcal{T}_1, \dots, \mathcal{T}_{\ell-1}$ generates the mesh \mathcal{T}_ℓ with $\kappa(\mathcal{T}_\ell) = 2$ and $\#\mathcal{T}_\ell = \ell$. Marking the highlighted element $T_1 \in \mathcal{T}_\ell$ results in the mesh $\mathcal{T}_{\ell+1} := \text{refine}(\mathcal{T}_\ell, \{T_1\})$,



where $\ell - 1$ elements are refined to ensure $\kappa(\mathcal{T}_{\ell+1}) = 2$. Consequently, the number of additional refinements can be arbitrarily large. \square

Before tackling the original problem, we introduce a level-based mesh-refinement strategy.

3.1. Level-Based Mesh-Refinement. To imitate the analytical techniques developed in [9, 36], we introduce the level of an element by induction: For $T \in \mathcal{T}_0$, let $\text{level}(T) := 0$. If $T \in \mathcal{T}_\ell$ is bisected into two sons $T_1, T_2 \in \mathcal{T}_{\ell+1}$, we define $\text{level}(T_1) := \text{level}(T_2) := \text{level}(T) + 1$. Instead of Algorithm 2, we consider the following level-based variant:

Algorithm 6. INPUT: Partition \mathcal{T}_ℓ , marked elements $\mathcal{M}_\ell^{(0)} := \mathcal{M}_\ell$, counter $i := 0$.

- (i) Define $\mathcal{U}^{(i)} := \bigcup_{T \in \mathcal{M}_\ell^{(i)}} \{T' \in \mathcal{T}_\ell \setminus \mathcal{M}_\ell^{(i)} \text{ neighbor of } T : \text{level}(T') < \text{level}(T)\}$.
- (ii) If $\mathcal{U}^{(i)} \neq \emptyset$, define $\mathcal{M}_\ell^{(i+1)} := \mathcal{M}_\ell^{(i)} \cup \mathcal{U}^{(i)}$, increase counter $i \mapsto i + 1$, and goto (i).
- (iii) Otherwise, bisect all marked elements $T \in \mathcal{M}_\ell^{(i)}$ to obtain $\mathcal{T}_{\ell+1}$.

OUTPUT: Refined boundary partition $\mathcal{T}_{\ell+1}$ as well as $\mathcal{M}_\ell^{(i)} = \mathcal{T}_\ell \setminus \mathcal{T}_{\ell+1}$.

Note that Algorithm 6 is well-defined in the sense that it terminates for some counter $0 \leq i \leq \#\mathcal{T}_\ell - 1$. We aim to use the techniques from [9, 36] to prove (16). Moreover, (14) and (15) follow from direct calculations.

Lemma 7. Assume that \mathcal{T}_0 is a given initial partition and that the partitions \mathcal{T}_ℓ are inductively generated by Algorithm 6, where the sets $\mathcal{M}_j \subseteq \mathcal{T}_j$ of marked elements are arbitrary. Then, neighboring elements satisfy

$$|\text{level}(T) - \text{level}(T')| \leq 1 \quad \text{for all } T, T' \in \mathcal{T}_\ell \text{ with } T \cap T' \neq \emptyset. \quad (25)$$

Moreover, there holds $\kappa(\mathcal{T}_\ell) \leq 2\kappa(\mathcal{T}_0)$ for all $\ell \in \mathbb{N}$.

Proof. The estimate (25) easily follows from induction and the definition of the $\mathcal{U}^{(i)}$ in step (i) of Algorithm 6. Now, let $T, T' \in \mathcal{T}_\ell$ be neighbors, i.e., $T \neq T'$ and $T \cap T' \neq \emptyset$. Consequently, the unique ancestors $\hat{T}, \hat{T}' \in \mathcal{T}_0$ with $T \subseteq \hat{T}$ and $T' \subseteq \hat{T}'$ either coincide or are neighbors as well. Moreover, according to bisection, there hold $h_\ell|_T = 2^{-\text{level}(T)} h_0|_{\hat{T}}$ and $h_\ell|_{T'} = 2^{-\text{level}(T')} h_0|_{\hat{T}'}$. Together with (25), we obtain

$$\frac{h_\ell|_T}{h_\ell|_{T'}} = 2^{\text{level}(T') - \text{level}(T)} \frac{h_0|_{\hat{T}}}{h_0|_{\hat{T}'}} \leq 2\kappa(\mathcal{T}_0).$$

Taking the supremum over all possible neighbors, we conclude $\kappa(\mathcal{T}_\ell) \leq 2\kappa(\mathcal{T}_0)$. \square

Theorem 8. Algorithm 6 satisfies (14)–(16) for all meshes \mathcal{T} that can be generated from \mathcal{T}_0 .

Proof. The boundedness of $\kappa(\mathcal{T})$ was proved in Lemma 7. We aim to use the arguments from [36] to verify (16). In the latter work, the focus is on newest vertex bisection for simplicial meshes in \mathbb{R}^d with $d \geq 2$. To adopt the notation of [36], note that the sets \mathcal{M}_j are pairwise disjoint. Therefore, there holds $\#\mathcal{M} = \sum_{j=0}^{\ell-1} \#\mathcal{M}_j$ with $\mathcal{M} := \bigcup_{j=0}^{\ell-1} \mathcal{M}_j$. Finally, [36, Theorem 6.1] states the estimate

$$\#\mathcal{T}_\ell - \#\mathcal{T}_0 \leq \#\mathcal{T}_\ell - \#(\mathcal{T}_\ell \cap \mathcal{T}_0) = \#(\mathcal{T}_\ell \setminus (\mathcal{T}_\ell \cap \mathcal{T}_0)) \lesssim \#\mathcal{M} = \sum_{j=0}^{\ell-1} \#\mathcal{M}_j,$$

where the notation \lesssim suppresses the constant C_{mesh} from (16). From now on, our proof only aims to point out the modifications to ensure that the proof of [36, Theorem 6.1] applies to our case as well. — In our context, we call a partition \mathcal{T} *conforming* provided that the level property (25) holds. It is easily observed that Algorithm 6 provides the coarsest conforming refinement $\mathcal{T}_{\ell+1}$ of the partition \mathcal{T}_ℓ such that all elements $T \in \mathcal{M}_\ell$ are refined. Moreover, we note that our refinement rule, i.e. refinement of an element by bisection, leads to a binary refinement tree as does newest vertex bisection in \mathbb{R}^d . Therefore, we can even call the refinement routine elementwise: Suppose that $\mathcal{T}' = \text{refine}(\mathcal{T}, \mathcal{M})$ is a realization of Algorithm 6 which applies refinement for the set $\mathcal{M} \cap \mathcal{T}$, where we define $\mathcal{T}' := \mathcal{T}$ in case of $\mathcal{M} \cap \mathcal{T} = \emptyset$. Suppose that $\mathcal{M}_\ell = \{T_1, \dots, T_m\}$. By induction, we may define

$$\mathcal{T}_\ell^{(0)} = \mathcal{T}_\ell \quad \text{and} \quad \mathcal{T}_\ell^{(i)} := \text{refine}(\mathcal{T}_\ell^{(i-1)}, \{T_i\}) \quad \text{for } i = 1, \dots, m.$$

Then, there holds $\mathcal{T}_{\ell+1} := \text{refine}(\mathcal{T}_\ell, \mathcal{M}_\ell) = \mathcal{T}_\ell^{(m)}$. These observations provide the framework for the analysis of [36].

- First, we note that the definition of

$$d := \min_{\hat{T} \in \mathcal{T}_0} \text{diam}(\hat{T}) \quad \text{and} \quad D := \max_{\hat{T} \in \mathcal{T}_0} \text{diam}(\hat{T}),$$

leads to

$$2^{-\text{level}(T)} d \leq \text{diam}(T) \leq 2^{-\text{level}(T)} D \quad \text{for all } T \in \mathcal{T}_\ell \text{ and } \ell \in \mathbb{N}_0, \quad (26)$$

which follows from the fact that $\text{diam}(T) = 2^{-\text{level}(T)} \text{diam}(\hat{T})$, where $\hat{T} \in \mathcal{T}_0$ is the unique ancestor of $T \in \mathcal{T}_\ell$, i.e. $T \subseteq \hat{T}$. This observation corresponds to [36, Equation (4.1)].

- Second, [36, Corollary 4.6] is satisfied due to Estimate (25).
- Third, suppose that $T' \in \mathcal{T}_{\ell+1} \setminus \mathcal{T}_\ell$ is generated by a call of $\text{refine}(\mathcal{T}_\ell, \{T\})$ for some $T \in \mathcal{M}_\ell$. By definition of Algorithm 6, there are some elements $T_0, \dots, T_r \in \mathcal{T}_\ell$ such that T_j is a neighbor of T_{j-1} with $\text{level}(T_j) < \text{level}(T_{j-1})$, $T_0 = T$, and $T' \subset T_r$. This implies $\text{level}(T') = \text{level}(T_r) + 1 < \text{level}(T_0) + 1 = \text{level}(T) + 1$ for $r > 0$ and verifies the analogon of [36, Theorem 5.1].
- Fourth, [36, Theorem 5.2] is a consequence of [36, Equation (4.1)] and [36, Theorem 5.1] and therefore holds in our case as well.
- Finally, the proof of [36, Theorem 6.1] only relies on [36, Theorem 5.1–5.2] and [36, Equation (4.1)] and therefore applies to our mesh-refinement as well.
- It remains to prove the overlay estimate (15). We aim to prove even a little bit more, i.e. for meshes $\mathcal{T}, \mathcal{T}' \in \mathbb{T}$, there holds $\mathcal{T} \oplus \mathcal{T}' \in \mathbb{T}$ and

$$\begin{aligned} \mathcal{T} \oplus \mathcal{T}' = \mathcal{T}_\oplus := & \{T \in \mathcal{T} : \text{exists } T' \in \mathcal{T}' \text{ with } T \subseteq T'\} \\ & \cup \{T' \in \mathcal{T}' : \text{exists } T \in \mathcal{T} \text{ with } T' \subseteq T\}. \end{aligned} \quad (27)$$

If the characterization of $\mathcal{T} \oplus \mathcal{T}'$ above holds true, the estimate in (15) is fulfilled trivially. First, we show that \mathcal{T}_\oplus as defined in (27) is a refinement of \mathcal{T} and \mathcal{T}' . Assume it exists $T \in \mathcal{T}$ with $T \notin \mathcal{T}_\oplus$. Then, for all $T' \in \mathcal{T}'$, it holds $T \not\subseteq T'$. Because, the refinement rule generates a binary refinement tree, this implicates $T' \subseteq T$ or $|T \cap T'| = 0$ for all $T' \in \mathcal{T}'$. Therefore, we have $T'_1, \dots, T'_k \in \mathcal{T}'$ with

$$T = \bigcup_{i=1}^k T'_i.$$

By definition of \mathcal{T}_\oplus , $T'_i \in \mathcal{T}_\oplus$ for all $i = 1, \dots, k$ and therefore \mathcal{T}_\oplus is a refinement of \mathcal{T} . The same argumentation for \mathcal{T}' yields that \mathcal{T}_\oplus is a refinement of \mathcal{T}' . Obviously, \mathcal{T}_\oplus is the coarsest common refinement of \mathcal{T} and \mathcal{T}' . Next, we show by contradiction that

$$|\text{level}(T) - \text{level}(T')| \leq 1 \quad \text{for all } T, T' \in \mathcal{T}_\oplus \text{ with } T \cap T' \neq \emptyset. \quad (28)$$

Therefore, assume neighbors $T, T' \in \mathcal{T}_\oplus$ with $\text{level}(T) > \text{level}(T') + 1$. Because $T, T' \in \mathcal{T}_\oplus \subseteq \mathcal{T} \cup \mathcal{T}'$ and (28) is guaranteed for \mathcal{T} and \mathcal{T}' by Lemma 7, we obtain immediately $T \in \mathcal{T}$ and $T' \in \mathcal{T}'$. By definition of \mathcal{T}_\oplus , it exists $\hat{T} \in \mathcal{T}$ with $T' \subseteq \hat{T}$. Thus, we have

$$\text{level}(\hat{T}) \leq \text{level}(T') < 1 + \text{level}(T), \text{ i.e. } |\text{level}(\hat{T}) - \text{level}(T)| > 1.$$

This contradicts Lemma 7 because $\hat{T}, T \in \mathcal{T}$ are neighbors or coincide. Therefore, we prove (28). Consequently, we may generate \mathcal{T}_\oplus by iterative refinement of $\mathcal{T}_0 := \mathcal{T}$

$$\mathcal{T}_{i+1} := \text{refine}(\mathcal{T}_i, \mathcal{T}_i \setminus \mathcal{T}_\oplus)$$

for all $i \geq 0$ with $\mathcal{T}_i \setminus \mathcal{T}_\oplus \neq \emptyset$. This yields $\mathcal{T}_\oplus \in \mathbb{T}$ and therefore $\mathcal{T}_\oplus = \mathcal{T} \oplus \mathcal{T}'$, which concludes the proof. \square

3.2. κ -Based Mesh-Refinement. In this section, we use the level-based algorithm to prove that the mesh-refinement of Algorithm 2 also satisfies (14)–(16). The advantage of this is that there is no need to compute or store the level function. We now turn to the proof of Theorem 3. First, we prove the uniform boundedness (14) of the K -mesh constant.

Proof of Theorem 3, (i). Let $T, T' \in \mathcal{T}_{\ell+1}$ be neighbors, i.e., $T \neq T'$ and $T \cap T' \neq \emptyset$. Consequently, the fathers $\hat{T}, \hat{T}' \in \mathcal{T}_\ell$ of T and T' either coincide or are neighbors as well. We aim to provide an upper bound for the quotient $h_{\ell+1}|_{T'}/h_{\ell+1}|_T$. In case of $\hat{T} = \hat{T}'$, there holds $h_{\ell+1}|_T = h_{\ell+1}|_{T'}$. Therefore, we may assume that $\hat{T} \neq \hat{T}'$. We now consider four cases:

- (a) If \hat{T}, \hat{T}' are both not refined, there holds $h_{\ell+1}|_T = h_\ell|_{\hat{T}}$ and $h_{\ell+1}|_{T'} = h_\ell|_{\hat{T}'}$.
 - (b) If \hat{T}, \hat{T}' are both refined, there holds $h_{\ell+1}|_T = h_\ell|_{\hat{T}}/2$ and $h_{\ell+1}|_{T'} = h_\ell|_{\hat{T}'}/2$.
 - (c) If \hat{T}' is refined and \hat{T} is not, there holds $h_{\ell+1}|_{T'} = h_\ell|_{\hat{T}'}/2$ and $h_{\ell+1}|_T = h_\ell|_{\hat{T}}$.
 - (d) If \hat{T}' is not refined and \hat{T} is refined, there holds $h_{\ell+1}|_{T'} = h_\ell|_{\hat{T}'}$ and $h_{\ell+1}|_T = h_\ell|_{\hat{T}}/2$.
- Moreover, Algorithm 2 implies $h_\ell|_{\hat{T}'} \leq \kappa(\mathcal{T}_0)h_\ell|_{\hat{T}}$.

In the cases (a)–(c), we thus observe $h_{\ell+1}|_{T'}/h_{\ell+1}|_T \leq h_\ell|_{\hat{T}'}/h_\ell|_{\hat{T}} \leq \kappa(\mathcal{T}_\ell)$. In case (d), there holds $h_{\ell+1}|_{T'}/h_{\ell+1}|_T = 2h_\ell|_{\hat{T}'}/h_\ell|_{\hat{T}} \leq 2\kappa(\mathcal{T}_0)$. Altogether, this proves

$$\frac{h_{\ell+1}|_{T'}}{h_{\ell+1}|_T} \leq \max\{\kappa(\mathcal{T}_\ell), 2\kappa(\mathcal{T}_0)\} \quad \text{for all neighboring elements } T, T' \in \mathcal{T}_{\ell+1},$$

whence $\kappa(\mathcal{T}_{\ell+1}) \leq \max\{\kappa(\mathcal{T}_\ell), 2\kappa(\mathcal{T}_0)\}$. By induction, we conclude $\kappa(\mathcal{T}_{\ell+1}) \leq 2\kappa(\mathcal{T}_0)$. \square

Next, the overlay estimate (15) will be proved.

Proof of Theorem 3, (ii). As for the level-based algorithm, we prove that $\mathcal{T} \oplus \mathcal{T}' \in \mathbb{T}$ and it fulfills (27). Analogously, to the proof for the level-based Algorithm 6, we see that \mathcal{T}_\oplus is the coarsest common refinement of \mathcal{T} and \mathcal{T}' . To verify the overlay estimate (15), we propose for $\mathcal{T}, \mathcal{T}' \in \mathbb{T}$

$$\mathcal{T} \oplus \mathcal{T}' = \mathcal{T}_\oplus \quad (29)$$

with \mathcal{T}_\oplus from (27). Analogously to the last step of the proof of Theorem 8, we see that \mathcal{T}_\oplus is a refinement of \mathcal{T} and \mathcal{T}' . It remains to show $\kappa(\mathcal{T}_\oplus) \leq 2\kappa(\mathcal{T}_0)$. We argue by contradiction. Therefore, assume neighbors $T, T' \in \mathcal{T}_\oplus$ with $\text{diam}(T)/\text{diam}(T') > \max\{\kappa(\mathcal{T}), \kappa(\mathcal{T}')\}$. By definition of the K -mesh constant κ , we obtain $T \in \mathcal{T}$ and $T' \in \mathcal{T}'$. The definition of \mathcal{T}_\oplus thus gives an element $\hat{T}' \in \mathcal{T}'$ with $T \subset \hat{T}'$. Now, we obtain the contradiction

$$\max\{\kappa(\mathcal{T}), \kappa(\mathcal{T}')\} < \frac{\text{diam}(T)}{\text{diam}(T')} \leq \frac{\text{diam}(\hat{T}')}{\text{diam}(T')} \leq \kappa(\mathcal{T}'),$$

where we used that T and \hat{T}' are neighbors in \mathcal{T}' or coincide. The remainder of the proof follows analogously to the last step of the proof of Theorem 8. \square

We note that, by definition, Algorithm 2 provides the coarsest refinement $\mathcal{T}_{\ell+1}$ of a partition \mathcal{T}_ℓ with $\kappa(\mathcal{T}_\ell) \leq 2\kappa(\mathcal{T}_0)$ such that all elements $T \in \mathcal{M}_\ell$ are refined and that there holds $\kappa(\mathcal{T}_{\ell+1}) \leq 2\kappa(\mathcal{T}_0)$. The proof of (16) will be achieved by comparison of Algorithm 2 with Algorithm 6. More precisely, the optimality (16) for the κ -based mesh-refinement is obtained via the estimate for the level-based mesh-refinement from the previous section.

Proof of Theorem 3, (iii). Let $\widetilde{\text{refine}}$ denote the level-based mesh-refinement from Section 3.1. By induction, we now define an additional sequence of partitions by

$$\widetilde{\mathcal{T}}_{\ell+1} := \widetilde{\text{refine}}(\widetilde{\mathcal{T}}_\ell, \widetilde{\mathcal{M}}_\ell) \quad \text{with} \quad \widetilde{\mathcal{M}}_\ell := \mathcal{M}_\ell \cap \widetilde{\mathcal{T}}_\ell,$$

where $\widetilde{\mathcal{T}}_0 := \mathcal{T}_0$ and $\widetilde{\mathcal{M}}_0 := \mathcal{M}_0$. In the following, we prove that the partitions \mathcal{T}_ℓ generated by Algorithm 2 are coarser than the partitions $\widetilde{\mathcal{T}}_\ell$ generated by Algorithm 6 in the sense that each element $T \in \mathcal{T}_\ell$ is the union of elements from $\widetilde{\mathcal{T}}_\ell$, i.e.,

$$\forall \ell \in \mathbb{N}_0 \forall T \in \mathcal{T}_\ell \exists \mathcal{V}_\ell \subseteq \widetilde{\mathcal{T}}_\ell \quad T = \bigcup_{\widetilde{T} \in \mathcal{V}_\ell} \widetilde{T}. \quad (30)$$

This implies $\#\mathcal{T}_\ell \leq \#\widetilde{\mathcal{T}}_\ell$. Moreover, there holds $\#\widetilde{\mathcal{M}}_\ell \leq \#\mathcal{M}_\ell$ by definition of the set $\widetilde{\mathcal{M}}_\ell$. Using the optimality (16) of the level-based refinement, we therefore infer optimality of the κ -based refinement

$$\#\mathcal{T}_\ell - \#\mathcal{T}_0 \leq \#\widetilde{\mathcal{T}}_\ell - \#\widetilde{\mathcal{T}}_0 \lesssim \sum_{j=0}^{\ell-1} \#\widetilde{\mathcal{M}}_j \leq \sum_{j=0}^{\ell-1} \#\mathcal{M}_j.$$

Here, the symbol \lesssim suppresses the constant C_{mesh} from (16). Altogether, it thus only remains to verify (30).

This is done by induction on $\ell \in \mathbb{N}_0$: The case $\ell = 0$ follows by definition $\mathcal{T}_0 = \widetilde{\mathcal{T}}_0$. Now, suppose that (30) holds for \mathcal{T}_ℓ and $\widetilde{\mathcal{T}}_\ell$ and consider an arbitrary element $T \in \mathcal{T}_{\ell+1}$. We have to distinguish certain cases:

- First, let $T \in \mathcal{T}_\ell \cap \mathcal{T}_{\ell+1}$. By the induction hypothesis, there is some $\mathcal{V} \subseteq \widetilde{\mathcal{T}}_\ell$ such that

$$T = \bigcup_{\widetilde{T} \in \mathcal{V}} \widetilde{T}.$$

For any $\tilde{T} \in \mathcal{V}$, there holds either $\tilde{T} \in \tilde{\mathcal{T}}_{\ell+1}$ or $\tilde{T} = \tilde{T}' \cup \tilde{T}''$ for some $\tilde{T}', \tilde{T}'' \in \tilde{\mathcal{T}}_{\ell+1}$. Consequently, this implies

$$T = \bigcup_{\tilde{T} \in \tilde{\mathcal{V}}} \tilde{T} \quad \text{with} \quad \tilde{\mathcal{V}} := \{\tilde{T}' \in \tilde{\mathcal{T}}_{\ell+1} : \exists \tilde{T} \in \mathcal{V} \quad \tilde{T}' \subseteq \tilde{T}\}.$$

• Second, let $T \in \mathcal{T}_{\ell+1} \setminus \mathcal{T}_\ell$, fix the unique $\hat{T} \in \mathcal{T}_\ell$ with $T \subsetneq \hat{T}$, and assume that $\hat{T} \in \mathcal{T}_\ell \setminus \tilde{\mathcal{T}}_\ell$. By the induction hypothesis, there is some $\mathcal{V} \subseteq \tilde{\mathcal{T}}_\ell$ such that

$$\hat{T} = \bigcup_{\tilde{T} \in \mathcal{V}} \tilde{T}.$$

Moreover, $\hat{T} \in \mathcal{T}_\ell \setminus \tilde{\mathcal{T}}_\ell$ implies $\mathcal{V} \subseteq \tilde{\mathcal{T}}_{\ell+1}$. Now, recall that bisection leads to a binary refinement tree. Consequently, the two sons of \hat{T} have an analogous representation. In particular, this implies

$$T = \bigcup_{\tilde{T} \in \tilde{\mathcal{V}}} \tilde{T} \quad \text{with} \quad \tilde{\mathcal{V}} := \{\tilde{T} \in \mathcal{V} : \tilde{T} \subseteq T\} \subseteq \tilde{\mathcal{T}}_{\ell+1}.$$

• Finally, let $T \in \mathcal{T}_{\ell+1} \setminus \mathcal{T}_\ell$, fix the unique $\hat{T} \in \mathcal{T}_\ell$ with $T \subsetneq \hat{T}$, and assume that $\hat{T} \in \mathcal{T}_\ell \cap \tilde{\mathcal{T}}_\ell$. In particular, \hat{T} is refined by the κ -based mesh-refinement from Algorithm 2. We now aim to show that \hat{T} will be marked for refinement by the level-based mesh-refinement from Algorithm 6 as well. To that end, we again consider all possible cases:

• First, we note that $\hat{T} \in \mathcal{M}_\ell$ implies $\hat{T} \in \tilde{\mathcal{M}}_\ell$ due to $\hat{T} \in \mathcal{T}_\ell \cap \tilde{\mathcal{T}}_\ell$. Therefore, we obtain $T \in \tilde{\mathcal{T}}_{\ell+1}$.

• Second, assume that $\hat{T} \in \mathcal{T}_\ell \setminus \mathcal{M}_\ell$ has a marked neighbor $\hat{T}' \in \mathcal{M}_\ell$ which leads to the additional marking of \hat{T} , i.e., $h_\ell|_{\hat{T}} > \kappa(\mathcal{T}_0)h_\ell|_{\hat{T}'}$. Let $\hat{T}_0, \hat{T}'_0 \in \mathcal{T}_0$ be the —not necessarily distinct— unique elements with $\hat{T} \subseteq \hat{T}_0$ and $\hat{T}' \subseteq \hat{T}'_0$. By definition of $\kappa(\mathcal{T}_0)$, there holds $h_0|_{\hat{T}_0} \leq \kappa(\mathcal{T}_0)h_0|_{\hat{T}'_0}$. From the definition of the level-function, we infer $h_\ell|_{\hat{T}} = 2^{-\text{level}(\hat{T})}h_0|_{\hat{T}_0}$ and $h_\ell|_{\hat{T}'} = 2^{-\text{level}(\hat{T}')}h_0|_{\hat{T}'_0}$. Combining these relations, we obtain $2^{-\text{level}(\hat{T})}h_0|_{\hat{T}_0} = h_\ell|_{\hat{T}} > \kappa(\mathcal{T}_0)h_\ell|_{\hat{T}'} = \kappa(\mathcal{T}_0)2^{-\text{level}(\hat{T}')}h_0|_{\hat{T}'_0}$ and end up with

$$\kappa(\mathcal{T}_0) \geq \frac{h_0|_{\hat{T}_0}}{h_0|_{\hat{T}'_0}} > \kappa(\mathcal{T}_0)2^{\text{level}(\hat{T}) - \text{level}(\hat{T}')}.$$

and hence $\text{level}(\hat{T}') > \text{level}(\hat{T})$. According to the induction hypothesis for $\hat{T}' \in \mathcal{T}_\ell$ and the level-estimate (25), we infer that $\hat{T}' \in \tilde{\mathcal{T}}_\ell$. Consequently, $\hat{T}' \in \mathcal{M}_\ell$ implies $\hat{T}' \in \tilde{\mathcal{M}}_\ell$ according to our first observation. Now, $\hat{T}' \in \tilde{\mathcal{M}}_\ell$ and $\text{level}(\hat{T}') > \text{level}(\hat{T})$ enforces refinement of \hat{T} by the level-based Algorithm 6. This and $\hat{T} \in \tilde{\mathcal{T}}_\ell$ imply $T \in \tilde{\mathcal{T}}_{\ell+1}$.

• Finally, for any element $\hat{T} \in \mathcal{T}_\ell \setminus \mathcal{M}_\ell$ which is refined by Algorithm 2, we find a marked element $\hat{T}^{(0)} \in \mathcal{M}_\ell$ and a chain of elements $\hat{T}^{(1)}, \dots, \hat{T}^{(i)} \in \mathcal{T}_\ell \setminus \mathcal{M}_\ell$ such that

$$\kappa(\mathcal{T}_0) h_\ell|_{\hat{T}^{(j-1)}} < h_\ell|_{\hat{T}^{(j)}} \quad \text{for } j = 1, \dots, i \quad \text{and} \quad \hat{T}^{(i)} = \hat{T}.$$

In particular, all these elements will be refined by call of Algorithm 2. Proceeding as in the previous step, we see that there holds $\hat{T}^{(j)} \in \tilde{\mathcal{T}}_\ell$ for all $j = 0, \dots, i$ as well as $\hat{T}^{(0)} \in \tilde{\mathcal{M}}_\ell$ and that all these elements will be refined by the level-based mesh-refinement as well. As above, we thus obtain $T \in \tilde{\mathcal{T}}_{\ell+1}$. \square

4. PROOF OF THEOREM 4

A key ingredient for the proof of Theorem 4 is the following inverse estimate from [7, Theorem 1], which is also found in [25, Proposition 3.3] for the case of discrete functions $\psi \in \mathcal{P}^0(\mathcal{T}_\ell)$.

Lemma 9. *Let $\mathcal{T}_\ell \in \mathbb{T}$ denote a mesh with corresponding mesh-width function h_ℓ . Then, for $\psi \in L^2(\Gamma)$, it holds*

$$C_V^{-1} \|h_\ell^{1/2} \frac{\partial}{\partial s} V\psi\|_{L^2(\Gamma)} \leq \|\psi\|_{H^{-1/2}(\Gamma)} + \|h_\ell^{1/2} \psi\|_{L^2(\Gamma)}, \quad (31)$$

where the constant $C_V > 0$ depends only on Γ and $\kappa(\mathcal{T}_\ell)$. \square

We want to use the statement of Lemma 9 with $\psi := \phi - \Phi_\ell$, which gives us

$$\eta_\ell = \|h_\ell^{1/2} \frac{\partial}{\partial s} V(\phi - \Phi_\ell)\|_{L^2(\Gamma)} \lesssim \|\phi - \Phi_\ell\|_{H^{-1/2}(\Gamma)} + \|h_\ell^{1/2}(\phi - \Phi_\ell)\|_{L^2(\Gamma)}. \quad (32)$$

With the L^2 -orthogonal projection $\Pi_\ell : L^2(\Gamma) \rightarrow \mathcal{P}^0(\mathcal{T}_\ell)$, we see

$$\begin{aligned} \|h_\ell^{1/2}(\phi - \Phi_\ell)\|_{L^2(\Gamma)} &\leq \|h_\ell^{1/2}(1 - \Pi_\ell)\phi\|_{L^2(\Gamma)} + \|h_\ell^{1/2}(\Pi_\ell\phi - \Phi_\ell)\|_{L^2(\Gamma)} \\ &\lesssim \|h_\ell^{1/2}(1 - \Pi_\ell)\phi\|_{L^2(\Gamma)} + \|\Pi_\ell\phi - \Phi_\ell\|_{H^{-1/2}(\Gamma)} \\ &\leq \|h_\ell^{1/2}(1 - \Pi_\ell)\phi\|_{L^2(\Gamma)} + \|(1 - \Pi_\ell)\phi\|_{H^{-1/2}(\Gamma)} + \|\phi - \Phi_\ell\|_{H^{-1/2}(\Gamma)} \\ &\lesssim \|\phi - \Phi_\ell\|_{H^{-1/2}(\Gamma)} + \|h_\ell^{1/2}(1 - \Pi_\ell)\phi\|_{L^2(\Gamma)}, \end{aligned}$$

where we used the local approximation property of Π_ℓ (cf. [18, Theorem 4.1]) as well as the inverse estimate from [30, Theorem 3.6]. The main task now is to bound the last term of the preceding estimate appropriately and to absorb it on the left-hand side. To formulate the next statement, we define

$$\mathcal{T}_{\ell,k} := \text{unif}^{(k)}(\mathcal{T}_\ell) \quad (33)$$

as the mesh which is generated by bisecting all elements $T \in \mathcal{T}_\ell$ k -times. Moreover, $\text{unif}^{(k)}(T)$ denotes the set of sons $T_i \in \text{unif}^{(k)}(\mathcal{T}_\ell)$, $i = 1, \dots, 2^k$ of $T \in \mathcal{T}_\ell$. Furthermore, for any $\nu > 0$ the broken Sobolev space is defined by

$$H^\nu(\mathcal{T}_\ell) := \{v \in L^2(\Gamma) : v|_T \in H^\nu(T) \text{ for all } T \in \mathcal{T}_\ell\}.$$

Proposition 10. *Let the given boundary data satisfy $g \in H^{s_{\text{reg}}}(\Gamma)$ for some $s_{\text{reg}} > 2$. We consider a mesh $\mathcal{T}_\ell \in \mathbb{T}$. Then, the unique solution of (2) can be decomposed as $\phi = \phi_0 + \phi_{\text{sing}}$. The smooth part satisfies $\phi_0 \in H^{\nu_{\text{reg}}-1-\varepsilon}(\mathcal{T}_\ell)$ for all $\varepsilon > 0$, where $\nu_{\text{reg}} := \min\{s_{\text{reg}}, 5/2\}$. The singular part fulfills $\phi_{\text{sing}} \in L^2(\Gamma)$. Moreover, it exists $h_0 > 0$ such that for all \mathcal{T}_ℓ with mesh-width $\|h_\ell\|_{L^\infty(\Gamma)} < h_0$ and for all $\kappa > 0$, there exists $k \in \mathbb{N}$ such that*

$$\|h_\ell^{1/2}(1 - \Pi_{\ell,k})\phi\|_{L^2(\Gamma)} \leq \kappa \|h_\ell^{1/2}(1 - \Pi_\ell)\phi\|_{L^2(\Gamma)} + C_3 \|h_\ell^{1/2}(1 - \Pi_\ell^{(1)})\phi_0\|_{L^2(\Gamma)} \quad (34)$$

where $\Pi_{\ell,k} : L^2(\Gamma) \rightarrow \mathcal{P}^0(\text{unif}^{(k)}(\mathcal{T}_\ell))$ and $\Pi_\ell^{(1)} : L^2(\Gamma) \rightarrow \mathcal{P}^1(\mathcal{T}_\ell)$ denote the respective L^2 -orthogonal projections. The constants $C_3 > 0$, $h_0 > 0$, and $k \in \mathbb{N}$ depend only on Γ and $\kappa(\mathcal{T}_\ell)$. The function ϕ_0 depends on \mathcal{T}_ℓ and $s_{\text{reg}} > 2$, but for all $\varepsilon > 0$ the elementwise norm is bounded uniformly, i.e.

$$\sum_{T \in \mathcal{T}_\ell} \|\phi_0\|_{H^{\nu_{\text{reg}}-1-\varepsilon}(T)}^2 \leq C_{\text{hot}} < \infty \quad (35)$$

and $C_{\text{hot}} > 0$ depends only on Γ , $\kappa(\mathcal{T}_\ell)$, $s_{\text{reg}} > 2$, and $\varepsilon > 0$.

The proof of this proposition needs several preliminary lemmata and the definition of the space of singularity functions: Let $\beta_j \in (-1/2, 2]$, $j = 1, \dots, m$, with $\beta_j \neq \beta_i$ for $i \neq j$. Then, for an interval $T \subseteq \mathbb{R}$

$$\begin{aligned} \mathcal{H}_{\text{sing}}(T, (\beta_j)_{j=1}^m) := & \text{span} \left(\{s \mapsto s^{\beta_j} : j = 1, \dots, m\} \right. \\ & \left. \cup \{s \mapsto s^{\beta_j} \log(s) : j = 1, \dots, m\} \right) \oplus \mathcal{P}^1(T) \end{aligned} \quad (36)$$

is called the singularity space for $(\beta_j)_{j=1}^m$.

Lemma 11. *Assume $h > 0$ and $r \geq h/\nu$ for some $\nu > 0$. Let $x_0, s_1, s_2 \in [r, r+h]$. For $|s_2 - x_0| \geq h/4$ and $\beta \in (-1/2, 2]$, it holds*

$$\frac{|\int_{s_2}^{s_1} t^{\beta-2} dt|}{|\int_{x_0}^{s_2} t^{\beta-2} dt|} \leq C_4. \quad (37)$$

where $C_4 = 4/(1+\nu)^{\beta-2} > 0$.

Proof. Because $\beta - 2 \leq 0$, we may estimate

$$\max_{t \in [r, r+h]} t^{\beta-2} = r^{\beta-2} \quad \text{and} \quad \min_{t \in [r, r+h]} t^{\beta-2} = (r+h)^{\beta-2} \geq (1+\nu)^{\beta-2} r^{\beta-2}.$$

With $|s_2 - x_0| \geq h/4$, we see

$$\frac{|\int_{s_2}^{s_1} t^{\beta-2} dt|}{|\int_{x_0}^{s_2} t^{\beta-2} dt|} \leq \frac{hr^{\beta-2}}{h/4(1+\nu)^{\beta-2}r^{\beta-2}} \leq \frac{4}{(1+\nu)^{\beta-2}}.$$

This concludes the proof. \square

In the following, we will write $(\cdot)' = \frac{\partial}{\partial s}$ to abbreviate the notation.

Lemma 12. *Assume $h > 0$ and $r \geq h/\nu$ for some $\nu > 0$. Consider the interval $T := [r, r+h]$ and $\psi \in \mathcal{H}_{\text{sing}}(T, (\beta_j)_{j=1}^m)$. Then, there exists $r_0 > 0$ such that for $r < r_0$*

$$\max_T |\psi'| \leq C_5 \min_{T'} |\psi'|, \quad (38)$$

where $T' := [r, r+h/4]$ or $T' := [r+3h/4, r+h]$. The constants $C_5 > 0$ and $r_0 > 0$ depend only on $\nu > 0$ and $(\beta_j)_{j=1}^m \in (-1/2, 2]$.

Proof. The function ψ can be written as

$$\psi(s) = \sum_{j=1}^m a_j s^{\beta_j} + b_j s^{\beta_j} \log(s) + a_T, \quad (39)$$

with $a_T \in \mathcal{P}^1(T)$ and $a_j, b_j \in \mathbb{R}$. First, we observe that $(s \mapsto s^1) \in \mathcal{P}^1(T)$. Therefore, we assume $a_j = 0$ for $\beta_j = 1$. Note that the statement (38) is trivial if ψ' is constant. Due to the last observation, this happens only if all coefficients a_j, b_j are zero. Therefore, we may additionally assume that at least one coefficient a_j or b_j is non-zero. Let $|\psi'(x_0)| = \min_{x \in T} |\psi'(x)|$ for $x_0 \in T$. We use the minimality of $|\psi'(x_0)|$ to show that, for all $s \in T$, either one of the terms $\psi'(x_0)$ and $\int_{x_0}^s \psi''(t) dt$ is zero or that both terms must have the same sign. We argue by contradiction and assume $\psi'(x_0) \int_{x_0}^s \psi''(t) dt < 0$, i.e. both terms have opposite sign for some $s \in [r, r+h]$. We choose $x_1 \in [r, r+h]$ such that

$$\left| \int_{x_0}^{x_1} \psi''(t) dt \right| < |\psi'(x_0)| \quad \text{and} \quad \psi'(x_0) \int_{x_0}^{x_1} \psi''(t) dt < 0. \quad (40)$$

This is possible because $\int_{x_0}^{x_1} \psi''(t)dt \rightarrow 0$ for $x_1 \rightarrow x_0$. With (40), we obtain

$$|\psi'(x_1)| = \left| \psi'(x_0) + \int_{x_0}^{x_1} \psi''(t)dt \right| = |\psi'(x_0)| - \left| \int_{x_0}^{x_1} \psi''(t)dt \right| < |\psi'(x_0)|, \quad (41)$$

which is a contradiction to the minimality of $|\psi'(x_0)|$. We just proved

$$\psi'(x_0) \int_{x_0}^s \psi''(t)dt \geq 0 \quad \text{for all } s \in T$$

i.e. both terms have the same sign or at least one of them is zero. With this result, we may write

$$|\psi'(s)| = \left| \psi'(x_0) + \int_{x_0}^s \psi''(t)dt \right| = |\psi'(x_0)| + \left| \int_{x_0}^s \psi''(t)dt \right| \quad (42)$$

for all $s \in T$.

Now, we fix the index j_0 with the smallest exponent $\beta_{j_0} \in (-1/2, 2]$ and $a_{j_0} \neq 0$ or $b_{j_0} \neq 0$ in (39). Note that we can explicitly compute ψ'' , i.e.

$$\psi''(s) = \sum_{j=1}^m a_j \beta_j (\beta_j - 1) s^{\beta_j - 2} + b_j s^{\beta_j - 2} (\beta_j (\beta_j - 1) \log(s) + 2\beta_j - 1).$$

Now, we have to distinguish two cases:

Case 1: It holds that $b_{j_0} = 0$. Due to our assumptions, we have $\beta_{j_0} \neq 1$, since $a_{j_0} \neq 0$. Then, we choose $r_0 < 1/(1+\nu)$ sufficiently small such that for all $0 < s < r_0(1+\nu)$ holds

$$0 < \frac{1}{2} |a_{j_0} \beta_{j_0} (\beta_{j_0} - 1) s^{\beta_{j_0} - 2}| \leq |\psi(s)''| \leq 2 |a_{j_0} \beta_{j_0} (\beta_{j_0} - 1) s^{\beta_{j_0} - 2}|, \quad (43)$$

which is possible because $\beta_j - 2 \leq 0$ and the term with the smallest exponent dominates the function ψ'' .

Case 2: It holds that $b_{j_0} \neq 0$. If $\beta_{j_0} \neq 1$, we choose $r_0 < 1/(1+\nu)$ sufficiently small such that for all $0 < s < r_0(1+\nu)$ holds

$$0 < \frac{1}{2} |b_{j_0} \beta_{j_0} (\beta_{j_0} - 1) \log(s) s^{\beta_{j_0} - 2}| \leq |\psi(s)''| \leq 2 |b_{j_0} \beta_{j_0} (\beta_{j_0} - 1) \log(s) s^{\beta_{j_0} - 2}|, \quad (44)$$

which is possible because $\beta_j - 2 \leq 0$ and the term with the smallest exponent dominates the function ψ'' . If $\beta_{j_0} = 1$, the log-term vanishes and we get

$$0 < \frac{1}{2} |b_{j_0} s^{-1}| \leq |\psi(s)''| \leq 2 |b_{j_0} s^{-1}|, \quad (45)$$

i.e. case 1 with different constants. All arguments for case 1 in the proof below work analogously for this case.

In either case, we see that for $r < r_0$, we get $r + h \leq r(1+\nu) \leq r_0(1+\nu)$. Therefore, $s \in T$ satisfies $s \leq r_0(1+\nu)$, and we get with (43)–(44) that ψ'' has no zero on T . Using this and (42), we get for $s_1, s_2 \in T$, $s_2 \neq x_0$

$$\begin{aligned} \frac{|\psi'(s_1)|}{|\psi'(s_2)|} &= \frac{|\psi'(x_0)| + \left| \int_{x_0}^{s_1} \psi''(t)dt \right|}{|\psi'(x_0)| + \left| \int_{x_0}^{s_2} \psi''(t)dt \right|} \leq \frac{|\psi'(x_0)| + \left| \int_{x_0}^{s_2} \psi''(t)dt \right| + \left| \int_{s_2}^{s_1} \psi''(t)dt \right|}{|\psi'(x_0)| + \left| \int_{x_0}^{s_2} \psi''(t)dt \right|} \\ &\leq 1 + \frac{\left| \int_{s_2}^{s_1} \psi'' dt \right|}{\left| \int_{x_0}^{s_2} \psi'' dt \right|} \leq 1 + \frac{\left| \int_{s_2}^{s_1} \psi'' dt \right|}{\left| \int_{x_0}^{s_2} \psi'' dt \right|}. \end{aligned} \quad (46)$$

Again we use (43) and (44), to estimate

$$\frac{|\psi'(s_1)|}{|\psi'(s_2)|} \leq 1 + \frac{2 |a_{j_0} \beta_{j_0} (\beta_{j_0} - 1) \int_{s_2}^{s_1} t^{\beta_{j_0} - 2} dt|}{\frac{1}{2} |a_{j_0} \beta_{j_0} (\beta_{j_0} - 1) \int_{x_0}^{s_2} t^{\beta_{j_0} - 2} dt|} = 1 + 4 \frac{\left| \int_{s_2}^{s_1} t^{\beta_{j_0} - 2} dt \right|}{\left| \int_{x_0}^{s_2} t^{\beta_{j_0} - 2} dt \right|}, \quad (47)$$

for case 1, and by use of $r + h \leq r_0(1 + \nu) < 1$

$$\frac{|\psi'(s_1)|}{|\psi'(s_2)|} \leq 1 + \frac{2|b_{j_0}\beta_{j_0}(1 - \beta_{j_0}) \int_{s_2}^{s_1} t^{\beta_{j_0}-2} \log(t) dt|}{\frac{1}{2}|b_{j_0}\beta_{j_0}(1 - \beta_{j_0}) \int_{x_0}^{s_2} t^{\beta_{j_0}-2} \log(t) dt|} \leq 1 + 4 \frac{|\int_{s_2}^{s_1} t^{\beta_j-2} dt|}{|\int_{x_0}^{s_2} t^{\beta_j-2} dt|} \frac{|\log(r)|}{|\log(r+h)|} \quad (48)$$

for case 2. If we restrict ourselves to $|s_2 - x_0| \geq h/4$, all assumptions of Lemma 11 are satisfied, and we get for case 1

$$\frac{|\psi'(s_1)|}{|\psi'(s_2)|} \leq 1 + 4C_4. \quad (49)$$

by help of Equation (47). For case 2, we additionally have to bound $|\log(r)/\log(r+h)| \leq C_6$ in (48) by

$$C_6 = \sup_{0 < r < r_0} \frac{|\log(r)|}{|\log(r+h)|} \leq \sup_{0 < r < r_0} \frac{|\log(r)|}{|\log(r) + \log(1 + \nu)|} < \infty,$$

where we used $r + h \leq r(1 + \nu) \leq r_0(1 + \nu) < 1$. With the definition

$$T' := \begin{cases} [r, r + h/4] & \text{for } x_0 \in [r + h/2, r + h] \\ [r + 3h/4, r + h] & \text{for } x_0 \in [r, r + h/2) \end{cases}$$

and $s_2 \in T'$, we ensure $|s_2 - x_0| \geq h/4$. Plugging everything together, we use (49) to prove the statement (38). \square

Lemma 13. *Assume $h > 0$ and $r \geq h/\nu$ for some $\nu > 0$. Consider the interval $T := [r, r + h]$ and $\psi \in \mathcal{H}_{\text{sing}}(T, (\beta_j)_{j=1}^m)$. Then, there exists $r_0 > 0$ such that for $r < r_0$, it holds*

$$\|(1 - \Pi_k)\psi\|_{L^2(T)}^2 \leq C_7 2^{-2k} \|(1 - \Pi)\psi\|_{L^2(T)}^2 \quad \text{for all } k \in \mathbb{N}, \quad (50)$$

where the constants $C_7 > 0$ and $r_0 > 0$ depend only $(\beta_j)_{j=1}^m \in (-1/2, 2]$ and $\nu > 0$. Here, $\Pi_k : L^2(T) \rightarrow \mathcal{P}^0(\text{unif}^{(k)}(T))$ and $\Pi : L^2(T) \rightarrow \mathcal{P}^0(T)$ denote the L^2 -orthogonal projections.

Proof. The statement is trivial for constant ψ , i.e. we may assume $\psi'(s) \neq 0$ for at least one $s \in T$. For $r < r_0$, Lemma 12 proves

$$0 < \max_T |\psi'| \leq C_5 \min_{T'} |\psi'|. \quad (51)$$

Next, we use that $(1 - \Pi_k)\psi$ has a zero s_{T_i} on each $T_i \in \text{unif}^{(k)}(T)$, $i = 1, \dots, 2^k$. Therefore

$$|(1 - \Pi_k)\psi(s)| = \left| \int_{s_{T_i}}^s ((1 - \Pi_k)\psi)' dt \right| = \left| \int_{s_{T_i}}^s \psi' dt \right| \leq h_{T_i} \max_{T_i} |\psi'|$$

for $s \in T_i$. With (51) and $h_{T_i} = h_{T_1} = 2^{-k}h$, we conclude

$$\begin{aligned} \|(1 - \Pi_k)\psi\|_{L^2(T)}^2 &\lesssim \sum_{i=1}^{2^k} h_{T_i}^3 \max_{T_i} |\psi'|^2 \leq h_{T_1}^3 2^k \max_T |\psi'|^2 \lesssim h_{T_1}^3 2^k \min_{T'} |\psi'|^2 \\ &= 2^{-2k} h^3 \min_{T'} |\psi'|^2. \end{aligned} \quad (52)$$

Now, we calculate for $s_0, s \in T'$

$$h^3 \min_{T'} |\psi'| \simeq \int_{T'} \left(\int_{s_0}^s \min_{T'} |\psi'| dt \right)^2 ds \leq \int_{T'} \left| \int_{s_0}^s \psi' dt \right|^2 ds, \quad (53)$$

where we used $4|T'| = |T| = h$ and the fact that ψ' doesn't change sign on T' because of (51). To bound the last term in the estimate above, we introduce the L^2 -orthogonal projection $\Pi' : L^2(T') \rightarrow \mathcal{P}^0(T')$. Let $s_0 \in T'$ denote the zero of $(1 - \Pi')\psi$ and note that $((1 - \Pi')\psi)' = \psi'$ on T' . With this and the estimates (52) and (53), we end up with

$$\begin{aligned} \|(1 - \Pi_k)\psi\|_{L^2(T)}^2 &\lesssim 2^{-2k} \int_{T'} \left| \int_{s_0}^s ((1 - \Pi')\psi)' dt \right|^2 ds = 2^{-2k} \|(1 - \Pi')\psi\|_{L^2(T')}^2 \\ &\leq 2^{-2k} \|(1 - \Pi)\psi\|_{L^2(T')}^2 \leq 2^{-2k} \|(1 - \Pi)\psi\|_{L^2(T)}^2, \end{aligned} \quad (54)$$

due to the best-approximation property of Π' on T' . This proves the assertion. \square

Lemma 14. *Assume $h > 0$. Consider the interval $T := [0, h]$ and $\psi \in \mathcal{H}_{\text{sing}}(T, (\beta_j)_{j=1}^m)$. Then, there holds*

$$\|(1 - \Pi_k)\psi\|_{L^2(T)}^2 \leq C_8 2^{-2\epsilon k} \|(1 - \Pi)\psi\|_{L^2(T)}^2 \quad \text{for all } k \in \mathbb{N}, \quad (55)$$

where the constant $C_8 > 0$ and $\epsilon > 0$ depend only on $(\beta_j)_{j=1}^m \in (-1/2, 2]$. Here, $\Pi_k : L^2(T) \rightarrow \mathcal{P}^0(\text{unif}^{(k)}(T))$ and $\Pi : L^2(T) \rightarrow \mathcal{P}^0(T)$ denote the L^2 -orthogonal projections.

Proof. For $\epsilon = (\min_{j=1, \dots, m} \beta_j + 1/2)/2$, we consider $\mu \in \mathcal{H}_{\text{sing}}(T, (\beta_j)_{j=1}^m) \subset H^\epsilon(T)$. We define the fractional Sobolev norms by interpolation. Recall that all definitions of the fractional Sobolev norms are equivalent on the whole space $H^\epsilon(\Gamma)$. But as the constants depend on the domain, we get some elementwise properties like the Poincaré inequality (cf. [11])

$$\|(1 - \Pi)v\|_{L^2(T)} \lesssim \|h^\epsilon v\|_{H^\epsilon(T)} \quad \text{for all } v \in H^\epsilon(T)$$

more easily if we choose the definition by interpolation. Let $\hat{\mu}(s) := \mu(hs)$. First we prove that $\hat{\mu}$ belongs to a finite dimensional space:

$$\hat{\mu}(s) = \sum_{j=1}^m a_j h^{\beta_j} s^{\beta_j} + b_j (h^{\beta_j} s^{\beta_j} \log(s) + h^{\beta_j} \log(h) s^{\beta_j}) + a_T(hs) \in \mathcal{H}_{\text{sing}}([0, 1], (\beta_j)_{j=1}^m),$$

where $\dim \mathcal{H}_{\text{sing}}([0, 1], (\beta_j)_{j=1}^m) \leq 2m + 2$. With this and standard scaling arguments, one obtains

$$\|\mu\|_{H^\epsilon(T)}^2 \lesssim h^{1-2\epsilon} \|\hat{\mu}\|_{H^\epsilon([0,1])}^2 \lesssim h^{1-2\epsilon} \|\hat{\mu}\|_{L^2([0,1])}^2 \lesssim h^{-2\epsilon} \|\mu\|_{L^2(T)}^2, \quad (56)$$

where the second estimate holds because of norm equivalence on finite dimensional spaces. By use of (56) with $\mu = (1 - \Pi)\psi$, we conclude

$$\begin{aligned} \|(1 - \Pi_k)\psi\|_{L^2(T)}^2 &= \sum_{i=1}^{2^k} \|(1 - \Pi_k)(1 - \Pi)\psi\|_{L^2(T_i)}^2 \lesssim h_{T_1}^{2\epsilon} \sum_{i=1}^{2^k} \|(1 - \Pi)\psi\|_{H^\epsilon(T_i)}^2 \\ &\lesssim h_{T_1}^{2\epsilon} \|(1 - \Pi)\psi\|_{H^\epsilon(T)}^2 \lesssim (h_{T_1}/h)^{2\epsilon} \|(1 - \Pi)\psi\|_{L^2(T)}^2 \lesssim 2^{-2\epsilon k} \|(1 - \Pi)\psi\|_{L^2(T)}^2, \end{aligned} \quad (57)$$

where we used the Poincaré inequality for fractional Sobolev norms and the fact that $\sum_{i=1}^{2^k} \|w\|_{H^\epsilon(T_i)}^2 \lesssim \|w\|_{H^\epsilon(T)}^2$ for all $w \in H^\epsilon(T)$ (see [11]). \square

Now, we are ready to prove Proposition 10.

Proof of Proposition 10. According to [20, Theorem 4.8], the solution ϕ has the form

$$\phi(x) = \tilde{\phi}_0(x) + \phi_{\text{sing}} := \tilde{\phi}_0(x) + \sum_{j=1}^m \chi_j(x) \phi_j(|x - c_j|) \quad \text{for all } x \in \Gamma, \quad (58)$$

where $m \in \mathbb{N}$ is the number of corners c_j of Γ and $\tilde{\phi}_0 \in H^{\nu_{\text{reg}}-1-\varepsilon}(\mathcal{T}_0)$ for all $\varepsilon > 0$. The singularity functions ϕ_j satisfy

$$\phi_j(s) = \sum_{i=1}^M a_{i,j} s^{\beta_{i,j}} + b_{i,j} s^{\beta_{i,j}} \log(s) \in \mathcal{H}_{\text{sing}}\left([0, \infty], ((\beta_{i,j})_{i=1}^M)_{j=1}^m\right), \quad (59)$$

where the exponents $\beta_{i,j} > -1/2$ are determined by the inner angle α_j in c_j through $\beta_{i,j} + 1 = k_i \pi / \alpha_j$ for some non-negative integer $k_i \in \mathbb{N}$. χ_j is a smooth cutoff function with $c_i \notin \text{supp}(\chi_j)$ for all $i \neq j$. For each χ_j , it exists a neighborhood $U_j \subset \Gamma$ of c_j such that $\chi_j \equiv 1$ in U_j . We choose $h_0 > 0$ sufficiently small so that the ball $B_{h_0}(c_j) \cap \Gamma \subset U_j$ for all $j = 1, \dots, m$. Additionally, we observe that for $\beta_{i,j} > 2$ the corresponding term in (59) is smoother than $\tilde{\phi}_0$. Thus, it is sufficient to consider $\beta_{i,j} \in (-1/2, 2]$. Of course, we want to exploit Lemma 13 and Lemma 14. We prove estimate (34) elementwise, i.e.

$$\|h_\ell^{1/2}(1 - \Pi_{\ell,k})\phi\|_{L^2(\Gamma)}^2 = \sum_{T \in \mathcal{T}_\ell} h_\ell|_T \|(1 - \Pi_{\ell,k})\phi\|_{L^2(T)}^2. \quad (60)$$

By use of an affine transformation, we can treat each element that appears in the sum as an interval on the real axis, i.e. we identify the corner c_j with zero and $T = [r, r + h]$ for some $r \geq 0$, $h = h_\ell|_T$. If $r > 0$, there exists at least one element T' with $T' \cap T \neq \emptyset$, which is located between the corner c_j and T . Mesh regularity thus gives

$$r \geq h_\ell|_{T'} \geq \frac{h_\ell|_T}{\kappa(\mathcal{T}_\ell)}. \quad (61)$$

Now, we consider equation (60) and distinguish three cases:

- (i) If $T = [0, h]$, the assumption on the mesh-width shows $h < h_0$ and therefore

$$\|(1 - \Pi_{\ell,k})\phi\|_{L^2(T)}^2 \lesssim \|(1 - \Pi_{\ell,k})(\phi_j + a_T)\|_{L^2(T)}^2 + \|\tilde{\phi}_0 - a_T\|_{L^2(T)}^2.$$

We choose $a_T = (\Pi_\ell^{(1)}\tilde{\phi}_0)|_T \in \mathcal{P}^1(T)$ and apply Lemma 14 to estimate the first term

$$\begin{aligned} \|(1 - \Pi_{\ell,k})\phi\|_{L^2(T)}^2 &\lesssim 2^{-2\varepsilon k} \|(1 - \Pi_\ell)(\phi_j + a_T)\|_{L^2(T)}^2 + \|(1 - \Pi_\ell^{(1)})\tilde{\phi}_0\|_{L^2(T)}^2 \\ &\lesssim 2^{-2\varepsilon k} \|(1 - \Pi_\ell)\phi\|_{L^2(T)}^2 + \|(1 - \Pi_\ell^{(1)})\tilde{\phi}_0\|_{L^2(T)}^2. \end{aligned}$$

- (ii) If $T = [r, r + h]$ with $r + h < h_0$ and additionally $r < r_0$ with the constant $r_0 > 0$ from Lemma 13, we obtain

$$\begin{aligned} \|(1 - \Pi_{\ell,k})\phi\|_{L^2(T)}^2 &\lesssim 2^{-2k} \|(1 - \Pi_\ell)(\phi_j + a_T)\|_{L^2(T)}^2 + \|(1 - \Pi_\ell^{(1)})\tilde{\phi}_0\|_{L^2(T)}^2 \\ &\lesssim 2^{-2k} \|(1 - \Pi_\ell)\phi\|_{L^2(T)}^2 + \|(1 - \Pi_\ell^{(1)})\tilde{\phi}_0\|_{L^2(T)}^2 \end{aligned}$$

by use of Lemma 13.

- (iii) If $T = [r, r + h]$ with $r \geq r_0$ or $r + h \geq h_0$, we obtain by use of mesh regularity $r\kappa(\mathcal{T}_\ell) \geq h$ that $r \geq \min\{r_0, h_0/(1 + \kappa(\mathcal{T}_\ell))\} > 0$. Therefore, $\phi_{\text{sing}}|_T$ is smooth and $\phi|_T \in H^{\nu_{\text{reg}}-1-\varepsilon}(T)$. We apply Lemma 13 with $\psi = a_T := (\Pi_\ell^{(1)}\phi)|_T$ to see

$$\begin{aligned} \|(1 - \Pi_{\ell,k})\phi\|_{L^2(T)}^2 &\lesssim 2^{-2k} \|(1 - \Pi_\ell)a_T\|_{L^2(T)}^2 + \|(1 - \Pi_\ell^{(1)})\phi\|_{L^2(T)}^2 \\ &\lesssim 2^{-2k} \|(1 - \Pi_\ell)\phi\|_{L^2(T)}^2 + \|(1 - \Pi_\ell^{(1)})\phi\|_{L^2(T)}^2. \end{aligned}$$

Finally, we define ϕ_0 elementwise by

$$\phi_0|_T := \begin{cases} \tilde{\phi}_0|_T & \text{for cases (i),(ii)} \\ \phi|_T & \text{for case (iii)} \end{cases}$$

and obtain $\phi_0 \in H^{\nu_{\text{reg}}-1-\varepsilon}(\mathcal{T}_\ell)$ for all $\varepsilon > 0$. Choosing $k \in \mathbb{N}$ sufficiently large in the estimates above, we insert in (60) to prove the assertion. \square

With this result, we may prove the first estimate (17) of Theorem 4.

Proof of Theorem 4. Due to (32), it remains to estimate the term $\|h_\ell^{1/2}(\phi - \Phi_\ell)\|_{L^2(\Gamma)}$. Let $\Pi_{\ell,k} : L^2(\Gamma) \rightarrow \mathcal{P}^0(\text{unif}^{(k)}(\mathcal{T}_\ell))$ denote the L^2 -orthogonal projection. First, note that due to the approximation properties of $\Pi_{\ell,k}$ (cf. [18, Theorem 4.1]), it holds

$$\begin{aligned} \|\Pi_{\ell,k}\phi - \Phi_\ell\|_{H^{-1/2}(\Gamma)} &\leq \|(1 - \Pi_{\ell,k})\phi\|_{H^{-1/2}(\Gamma)} + \|\phi - \Phi_\ell\|_{H^{-1/2}(\Gamma)} \\ &\leq C\|h_{\ell,k}^{1/2}(1 - \Pi_{\ell,k})\phi\|_{L^2(\Gamma)} + \|\phi - \Phi_\ell\|_{H^{-1/2}(\Gamma)} \\ &= C2^{-k/2}\|h_\ell^{1/2}(1 - \Pi_{\ell,k})\phi\|_{L^2(\Gamma)} + \|\phi - \Phi_\ell\|_{H^{-1/2}(\Gamma)} \end{aligned} \quad (62)$$

for all $k \in \mathbb{N}$. Here, the constant $C > 0$ stems from the inverse estimate in [30, Theorem 3.6] and is independent of $\ell, k \in \mathbb{N}$. Consequently, we may estimate

$$\begin{aligned} \|h_\ell^{1/2}(\phi - \Phi_\ell)\|_{L^2(\Gamma)} &\leq \|h_\ell^{1/2}(\phi - \Pi_{\ell,k_1}\phi)\|_{L^2(\Gamma)} + \|h_\ell^{1/2}(\Pi_{\ell,k_1}\phi - \Phi_\ell)\|_{L^2(\Gamma)} \\ &\leq \|h_\ell^{1/2}(\phi - \Pi_{\ell,k_1}\phi)\|_{L^2(\Gamma)} + C\|h_\ell/h_{\ell,k_1}\|_{L^\infty(\Gamma)}^{1/2}\|\Pi_{\ell,k_1}\phi - \Phi_\ell\|_{H^{-1/2}(\Gamma)} \\ &\leq (1 + C)\|h_\ell^{1/2}(\phi - \Pi_{\ell,k_1}\phi)\|_{L^2(\Gamma)} + C2^{k_1/2}\|\phi - \Phi_\ell\|_{H^{-1/2}(\Gamma)}, \end{aligned} \quad (63)$$

where $C > 0$ again stems from the inverse estimate in [30, Theorem 3.6]. With $h_0 > 0$ from Proposition 10, we choose k_1 sufficiently large such that $\|h_{\ell,k_1}\|_{L^\infty(\Gamma)} < h_0$ for all $\ell \in \mathbb{N}$. For $k_2 \in \mathbb{N}$, we get

$$\begin{aligned} \|h_\ell^{1/2}(1 - \Pi_{\ell,k_1})\phi\|_{L^2(\Gamma)} &\leq \|h_\ell^{1/2}(1 - \Pi_{\ell,k_1+k_2})\phi\|_{L^2(\Gamma)} + \|h_\ell^{1/2}(1 - \Pi_{\ell,k_1})\Pi_{\ell,k_1+k_2}\phi\|_{L^2(\Gamma)} \\ &\leq \|h_\ell^{1/2}(1 - \Pi_{\ell,k_1+k_2})\phi\|_{L^2(\Gamma)} + \|h_\ell^{1/2}\Pi_{\ell,k_1+k_2}(\phi - \Phi_\ell)\|_{L^2(\Gamma)} \\ &\leq \|h_\ell^{1/2}(1 - \Pi_{\ell,k_1+k_2})\phi\|_{L^2(\Gamma)} + C2^{(k_1+k_2)/2}\|\Pi_{\ell,k_1+k_2}(\phi - \Phi_\ell)\|_{H^{-1/2}(\Gamma)} \\ &\leq (1 + C)\|h_\ell^{1/2}(1 - \Pi_{\ell,k_1+k_2})\phi\|_{L^2(\Gamma)} + C2^{(k_1+k_2)/2}\|\phi - \Phi_\ell\|_{H^{-1/2}(\Gamma)}, \end{aligned} \quad (64)$$

where we applied the inverse inequality from [30, Theorem 3.6] as well as (62). Given $\kappa > 0$, Proposition 10 now provides $k_2 \in \mathbb{N}$ such that

$$\|h_{\ell,k_1}^{1/2}(1 - \Pi_{\ell,k_1+k_2})\phi\|_{L^2(\Gamma)} \leq \kappa\|h_{\ell,k_1}^{1/2}(1 - \Pi_{\ell,k_1})\phi\|_{L^2(\Gamma)} + C_3\|h_{\ell,k_1}^{1/2}(1 - \Pi_{\ell,k_1}^{(1)})\phi_0\|_{L^2(\Gamma)}. \quad (65)$$

Plugging (65) into (64) and rearranging the terms, we get

$$(1 - (1 + C)\kappa)\|h_\ell^{1/2}(1 - \Pi_{\ell,k_1})\phi\|_{L^2(\Gamma)} \lesssim \|\phi - \Phi_\ell\|_{H^{-1/2}(\Gamma)} + \|h_\ell^{1/2}(1 - \Pi_{\ell,k_1}^{(1)})\phi_0\|_{L^2(\Gamma)}.$$

For $\kappa > 0$ sufficiently small, combine the estimate above with (63) to prove the assertion. Note that $\kappa > 0$ determines $k_2 \in \mathbb{N}$ as well as h_0 determines $k_1 \in \mathbb{N}$. Therefore, the hidden constants in the estimate above are fixed uniformly. \square

Definition 15. Let the given boundary data satisfy $g \in H^{s_{\text{reg}}}(\Gamma)$ for some $s_{\text{reg}} > 2$. With $\nu_{\text{reg}} := \min\{s_{\text{reg}}, 5/2\}$, we define the higher-order term hot_ℓ by

$$\text{hot}_\ell := \|h_\ell^{1/2}(1 - \Pi_{\ell,k}^{(1)})\phi_0\|_{L^2(\Gamma)} \quad \text{with} \quad \text{hot}_\ell(T) := \|h_\ell^{1/2}(1 - \Pi_{\ell,k}^{(1)})\phi_0\|_{L^2(T)}$$

for all $T \in \mathcal{T}_\ell$. Here, $k = k_1 \in \mathbb{N}$ as in the proof of Theorem 4 depends only on Γ . As stated in Proposition 10, the function $\phi_0 \in H^{\nu_{\text{reg}}-1-\varepsilon}(\mathcal{T}_{\ell,k})$ for all $\varepsilon > 0$ depends on \mathcal{T}_ℓ and $s_{\text{reg}} > 2$, but the piecewise norm is uniformly bounded, i.e.

$$\sum_{T \in \mathcal{T}_{\ell,k}} \|\phi_0\|_{H^{\nu_{\text{reg}}-1-\varepsilon}(T)}^2 \leq C_{\text{hot}} < \infty, \quad (66)$$

where $C_{\text{hot}} > 0$ depends only on Γ , $\kappa(\mathcal{T}_\ell)$, $s_{\text{reg}} > 2$, and $\varepsilon > 0$. Therefore, the Poincaré inequality for fractional Sobolev norms yields

$$\text{hot}_\ell(T)^2 = \sum_{T_i \in \text{unif}^{(k)}(T)} \|h_\ell^{1/2}(1 - \Pi_{\ell,k}^{(1)})\phi_0\|_{L^2(T_i)}^2 \lesssim (h_\ell|_T)^{2(\nu_{\text{reg}}-1/2-\varepsilon)} C_{\text{hot}}^2, \quad (67)$$

for all $\varepsilon > 0$. Note that $\nu_{\text{reg}} - 1/2 - \varepsilon > 3/2$ for $\varepsilon > 0$ sufficiently small. Considering the generic rate of convergence $\mathcal{O}(h^{3/2})$ of lowest-order BEM for Symm's integral equation and smooth solutions (cf. [34, Theorem 4.1.54]), we confirm that hot_ℓ is indeed a term of higher order.

5. PROOF OF THEOREM 5

Proof of Theorem 5, (21)–(22). We argue analogously to the proofs of [25, Theorem 3.1] (convergence result (21) and [25, Theorem 4.1] (quasi-optimality result (22)). Therein, the 3D-based proofs rely on the uniform shape regularity of the meshes \mathcal{T}_ℓ generated by newest vertex bisection (NVB) as well as the fact that NVB satisfies the properties (15) and (16). In the present situation, the uniform shape regularity corresponds to uniform boundedness of the K -mesh constant. The necessary optimality properties (14)–(16) are provided by Theorem 3. Finally, we stress that in [25] the approximation class \mathbb{A}_s^η is characterized by the total error $\|\phi - \Phi_\ell\|^2 + \text{osc}_\ell^2$, where $\text{osc}_\ell := \|h_\ell^{1/2} \nabla_\Gamma(1 - J_\ell)(f - V\Phi_\ell)\|_{L^2(\Gamma)}$ denote the so-called data oscillations which include the Scott-Zhang projection $J_\ell : L^2(\Gamma) \rightarrow \mathcal{S}^1(\mathcal{T}_\ell)$. However, according to [25, Proposition 4.3], the total error is equivalent to the error estimator η_ℓ , so that our definition of \mathbb{A}_s^η is in fact, equivalent. Now, the results of [25] hold accordingly. \square

Everything what remains to do, is to characterize the approximation class \mathbb{A}_s in terms of the Galerkin error.

Proposition 16. *Let the given boundary data satisfy $g \in H^{s_{\text{reg}}}(\Gamma)$ for some $s_{\text{reg}} > 2$. Then, it holds equivalency*

$$(\phi, g) \in \mathbb{A}_s^\eta \iff \phi \in \mathbb{A}_s$$

for all $0 < s < \min\{s_{\text{reg}}, 5/2\} - 1/2$.

Proof. First, we assume $(\phi, g) \in \mathbb{A}_s^\eta$. Then the reliability estimate (11) proves

$$\|\phi\|_{\mathbb{A}_s} \leq C_{\text{rel}} \|(\phi, g)\|_{\mathbb{A}_s^\eta} < \infty,$$

i.e. $\phi \in \mathbb{A}_s$.

Second, we assume $\phi \in \mathbb{A}_s$ for some $0 < s < \min\{s_{\text{reg}}, 5/2\} - 1/2$. The definition of the approximation class \mathbb{A}_s guarantees a mesh $\mathcal{T}_{N/2} \in \mathbb{T}$ with

$$\#\mathcal{T}_{N/2} - \#\mathcal{T}_0 \leq N/2 \quad \text{and} \quad \inf_{\Psi_{N/2} \in \mathcal{X}(\mathcal{T}_{N/2})} \|\phi - \Psi_{N/2}\| (N/2)^s \leq \|\phi\|_{\mathbb{A}_s}.$$

Because of the Céa Lemma (9), we get

$$\|\phi - \Phi_{N/2}\| (N/2)^s \leq \|\phi\|_{\mathbb{A}_s}.$$

For $N > 4\#\mathcal{T}_0$, we construct a quasi-uniform mesh $\mathcal{T}_u \in \mathbb{T}$ by splitting each element $T \in \mathcal{T}_0$ uniformly in exactly $k = \lfloor N/(2\#\mathcal{T}_0) \rfloor$ parts. Then, it holds

$$\#\mathcal{T}_u - \#\mathcal{T}_0 = (k - 1)\#\mathcal{T}_0 \leq \frac{N}{2\#\mathcal{T}_0}\#\mathcal{T}_0 = N/2.$$

We define the overlay $\mathcal{T}_+ := \mathcal{T}_{N/2} \oplus \mathcal{T}_u$. The mesh \mathcal{T}_u has at least

$$k\#\mathcal{T}_0 \geq \left(\frac{N}{2\#\mathcal{T}_0} - 1\right)\#\mathcal{T}_0 = N/2 - \#\mathcal{T}_0 \geq N/4$$

elements. Therefore and by (67), it holds that $\text{hot}_+ \leq 4^{s_*}C_{\text{hot}}N^{-s_*}$. Here, $s_* := \min\{s_{\text{reg}}, 5/2\} - 1/2 - \varepsilon$ for all $\varepsilon > 0$ and $C_{\text{hot}} > 0$ depends on $\varepsilon > 0$. Note that it is sufficient to choose $\varepsilon > 0$ such that $s < s_*$. With the Céa lemma (9)

$$\|\phi - \Phi_+\| \leq \|\phi - \Phi_{N/2}\|,$$

we then obtain

$$\begin{aligned} (\|\phi - \Phi_+\|^2 + \text{hot}_+^2)N^{2s} &\leq \|\phi - \Phi_{N/2}\|^2 \left(\frac{N}{2}\right)^{2s} 2^{2s} + 4^{s_*}C_{\text{hot}}^2 N^{2s-2s_*} \\ &\leq 4^s \|\phi\|_{\mathbb{A}_s}^2 + 4^{s_*}C_{\text{hot}} < \infty. \end{aligned}$$

Efficiency of η_ℓ now gives

$$\eta_+^2 \lesssim \|\phi - \Phi_+\|^2 + \text{hot}_+^2 \quad (68)$$

and therefore

$$\eta_+^2 N^{2s} \lesssim (\|\phi - \Phi_+\|^2 + \text{hot}_+^2)N^{2s} \lesssim 4^s \|\phi\|_{\mathbb{A}_s}^2 + 4^{s_*}C_{\text{hot}}. \quad (69)$$

The overlay estimate (15) finally yields $\#\mathcal{T}_+ - \#\mathcal{T}_0 \leq \#\mathcal{T}_{N/2} + \#\mathcal{T}_u - 2\#\mathcal{T}_0 \leq N$. This proves $(\phi, g) \in \mathbb{A}_s^?$. \square

Proof of Theorem 5, (23). For $0 < s < \min\{s_{\text{reg}}, 5/2\} - 1/2$, Proposition 16 states

$$\phi \in \mathbb{A}_s \iff (\phi, g) \in \mathbb{A}_s.$$

By use of Theorem 5, (22), for $0 < \theta < 1$ sufficiently small, this is equivalent to

$$\phi \in \mathbb{A}_s \iff \eta_\ell \lesssim (\#\mathcal{T}_\ell - \#\mathcal{T}_0)^{-s} \text{ for all } \ell \in \mathbb{N}.$$

Finally, with reliability (11), we immediately see

$$\phi \in \mathbb{A}_s \implies \|\phi - \Phi_\ell\| \lesssim (\#\mathcal{T}_\ell - \#\mathcal{T}_0)^{-s} \text{ for all } \ell \in \mathbb{N}.$$

The converse implication is trivial. \square

6. NUMERICAL EXAMPLES

We consider the model problem (2) with several example data g . Programming was done with the Matlab-BEM library Hilbert

<http://www.asc.tuwien.ac.at/abem/hilbert/>

To deal with the integral operator on the right-hand side of (2), we replace the exact boundary data g by its nodal interpoland $G_\ell := I_\ell g \in \mathcal{S}^1(\mathcal{T}_\ell)$. Analogously to e.g. [3], this introduces an additional approximation error which can be bounded above by

$$\text{osc}_\ell := \|h_\ell^{1/2} \frac{\partial}{\partial s}(g - G_\ell)\|_{L^2(\Gamma)}.$$

Additionally, we plot the following quantities with respect to the number of elements:

- Instead of the energy norm error $\|\phi - \Phi_\ell\|$ which can hardly be computed analytically, we plot the following reliable error bound:

$$\|\phi - \Phi_\ell\| \lesssim \text{err}_\ell + \text{osc}_\ell, \quad \text{with } \text{err}_\ell := \|h_\ell^{1/2}(\phi - \Phi_\ell)\|_{L^2(\Gamma)}.$$

The integral is computed via Gauss-Legendre quadrature. Note that under the regularity assumptions of Theorem 4, we obtain that err_ℓ is up to terms of higher order and oscillation terms even a lower bound for the energy norm error, i.e.

$$\text{err}_\ell \lesssim \|\phi - \Phi_\ell\| + \text{osc}_\ell + \text{hot}_\ell$$

for all $\ell \in \mathbb{N}$.

- We plot the error indicator $\eta_\ell = \|h_\ell^{1/2} \frac{\partial}{\partial s}(V\Phi_\ell - (K + \frac{1}{2})G_\ell)\|_{L^2(\Gamma)}$. The functions $(V\Phi_\ell)(x)$ and $(KG_\ell)(x)$ are computed analytically, which is possible, since $\Phi_\ell \in \mathcal{P}^0(\mathcal{T}_\ell)$ and $G_\ell \in \mathcal{S}^1(\mathcal{T}_\ell)$ are discrete functions.

- An important quantity in our analysis is the term of higher order hot_ℓ from Definition 15. Even if we prescribe the solution ϕ , we do not know ϕ_0 in general. Therefore, we aim to visualize the behavior of hot_ℓ as follows:

$$\widetilde{\text{hot}}_\ell := \|h_\ell^{1/2}(1 - \Pi_\ell^{(1)})\phi\|_{L^2(\Gamma_{\text{reg}})},$$

where $\Gamma_{\text{reg}} = \Gamma \setminus \bigcup_{j=1}^m B_\delta(c_j)$. Here, $\delta > 0$ is small compared to the size of the domain (for the depicted domain sizes in Figure 1, we chose $\delta = 0.01$) and $c_j, j = 1, \dots, m$ denote the corners of the boundary, i.e. the generic singularities of ϕ . From the expansion (58), we know that $\phi|_{\Gamma_{\text{reg}}}$ has the same regularity as $\phi_0|_{\Gamma_{\text{reg}}}$. Therefore, $\widetilde{\text{hot}}_\ell$ should give a good representation of hot_ℓ .

To compare the adaptive approach presented in Algorithm 1 versus the uniform mesh-refinement, we want to consider the computational times:

- The time t_{unif} to compute the solution $\Phi^{(\ell)}$ of the uniform approach is the time needed to perform ℓ uniform refinements of the initial mesh \mathcal{T}_0 , plus the time needed to build and solve the linear system corresponding to $\mathcal{T}^{(\ell)}$. Obviously, the second contribution is vastly dominant.
- The time t_{adap} to compute the solution Φ_ℓ of the adaptive approach in Algorithm 1 is the time to build and solve the system corresponding to the mesh \mathcal{T}_ℓ plus the time needed to compute all the previous solutions, to compute the error estimators, to discretize the data g , and to mark and refine the meshes.

Although this definition seems to favor the uniform approach, we think that it provides a fair comparison between those strategies. Throughout, all the occurring linear systems were solved directly with the MATLAB backslash operator. In all experiments, the adaptivity parameter in Algorithm 1 is chosen as

$$\theta = 1/2$$

6.1. Experiment on L-shape with singular solution. Here, Γ is the boundary of the L-shaped domain Ω in Figure 1 (left). We prescribe the solution u of

$$\begin{aligned} -\Delta u &= 0 & \text{in } \Omega, \\ u &= g & \text{on } \Gamma, \end{aligned} \tag{70}$$

as $u(x, y) := r^{2/3} \cos(2\alpha/3)$ with polar coordinates (r, α) with respect to $(0, 0) \in \mathbb{R}^2$. It is easy to check that $u|_\Gamma = g$ is smooth and therefore meets the regularity assumptions of Theorem 4. We compute the data and solution thereof. Figure 2 shows that the error and the error estimator converge with optimal order $\mathcal{O}(N^{-3/2})$ on adaptively generated meshes. The term $\widetilde{\text{hot}}_\ell$ converges with even higher order, which underlines that the error

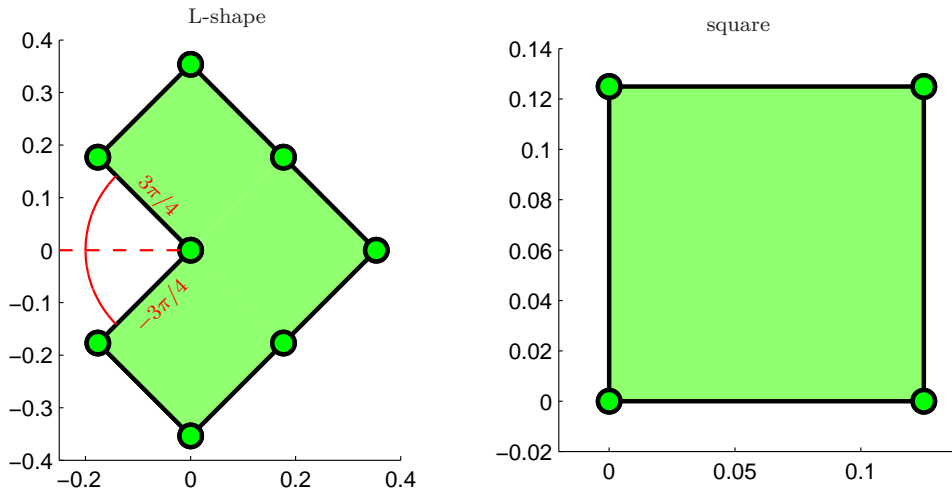


FIGURE 1. Different domains Ω with initial partitions of the boundary \mathcal{T}_0 .

estimator is efficient. Recall that $u \in H^{1+2/3-\varepsilon}(\Omega)$ for all $\varepsilon > 0$ has a generic singularity in the reentrant corner. Therefore, uniform refinement leads to a suboptimal rate of convergence $\mathcal{O}(N^{-2/3})$. We see that despite the computational overhead which comes with adaptive refinement, this strategy is superior to uniform refinement after only a few iterations.

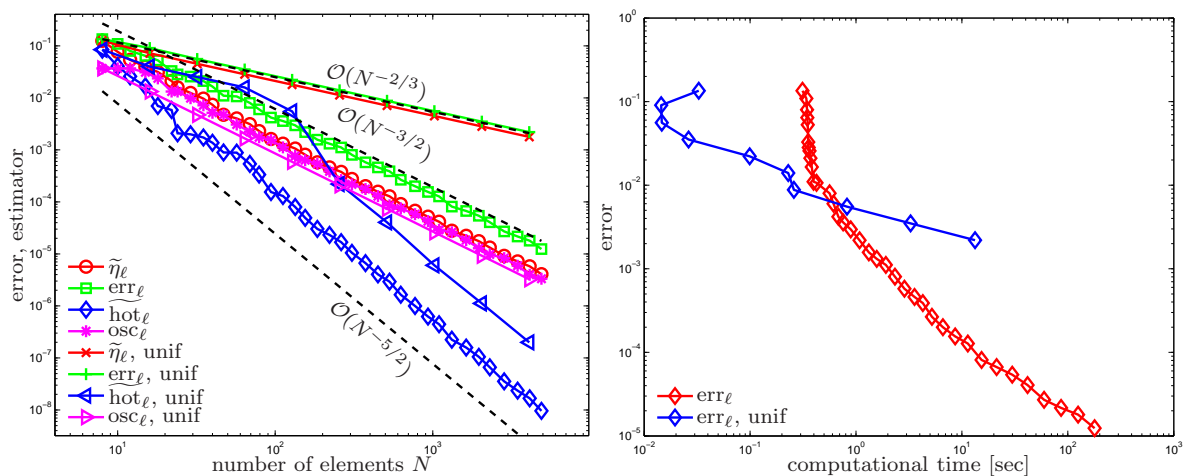


FIGURE 2. Experiment on L-shape with singular solution. We compare adaptive and uniform mesh-refinement in terms of the quantities err_ℓ , η_ℓ , hot_ℓ , and osc_ℓ plotted over the number of elements $N = \#\mathcal{T}_\ell$ (left). Additionally, err_ℓ is plotted versus the computational time in seconds (right).

6.2. Experiment on square with smooth solution. Here, Γ is the boundary of the square Ω in Figure 1 (right). We prescribe the smooth solution u of (70) as $u(x, y) := \sinh(2\pi x) \cos(2\pi y)$. Figure 3 shows the results of the experiment. Note that for a smooth solution, uniform mesh-refinement is asymptotically the best strategy to approximate the solution. This can be easily confirmed with results from a priori analysis. Nevertheless, Figure 3 shows that adaptive mesh-refinement does not need significantly more computational time to reach the same accuracy.

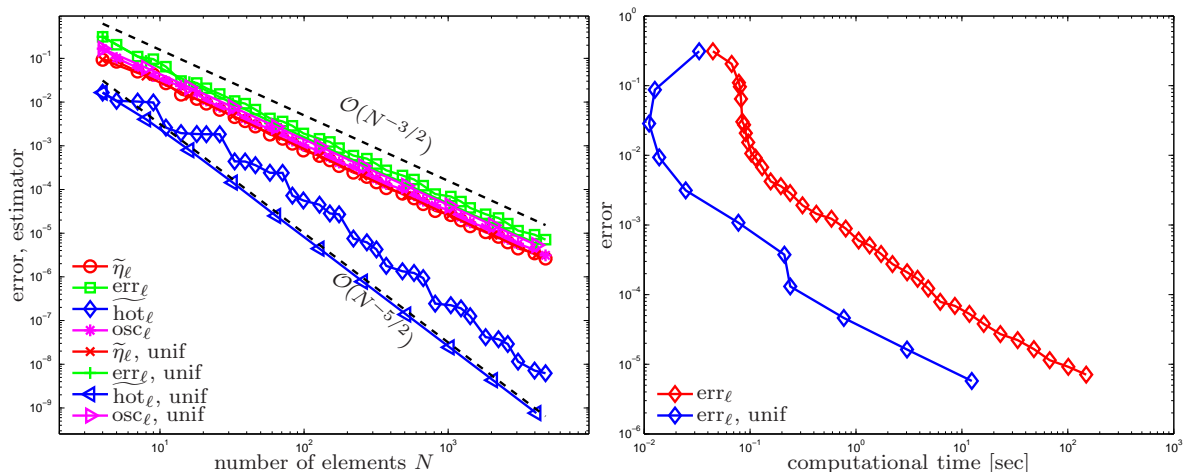


FIGURE 3. Experiment on square with smooth solution. We compare adaptive and uniform mesh-refinement in terms of the quantities err_ℓ , η_ℓ , $\widehat{\text{hot}}_\ell$, and $\widehat{\text{osc}}_\ell$ plotted over the number of elements $N = \#\mathcal{T}_\ell$ (left). Additionally, err_ℓ is plotted versus the computational time in seconds (right).

6.3. Experiment on L-shape with singular solution and singular data. Again Γ is the boundary of the L-shaped domain Ω in Figure 1 (left). We prescribe the solution u of (70) as $u(x, y) := v_{2/3}(x, y) + v_{7/8}(x - z_1, y - z_2)$, where $v_\delta(x, y) := r^\delta \cos(\delta\alpha)$ and $z = (z_1, z_2)$ is the uppermost corner of the L-shape in Figure 1. The solution ϕ has a generic singularity in the reentrant corner and in addition a singularity resulting from the singular data g . Note that $v_\delta \in H^{1+\delta-\varepsilon}(\Omega)$ for all $\varepsilon > 0$. Therefore, $g \in H^{1/2+7/8-\varepsilon}(\Gamma) \not\subseteq H^{2+\varepsilon}(\Gamma)$ for all $\varepsilon > 0$. Hence, g does not meet the regularity assumptions of Theorem 4. Nevertheless, Figure 4 shows that the error bound $\widehat{\text{err}}_\ell$ and the error estimator behave perfectly in case of adaptive refinement. Even $\widehat{\text{hot}}_\ell$ converges with higher order, which indicates $\widehat{\text{err}}_\ell \simeq \|\phi - \Phi_\ell\|$ for the computed steps. This shows that the regularity assumptions in Theorem 4 are not fully necessary. The error for uniform mesh-refinement converges with suboptimal rate $\mathcal{O}(N^{-2/3})$ and the data oscillations show suboptimal rate $\mathcal{O}(N^{-7/8})$, too.

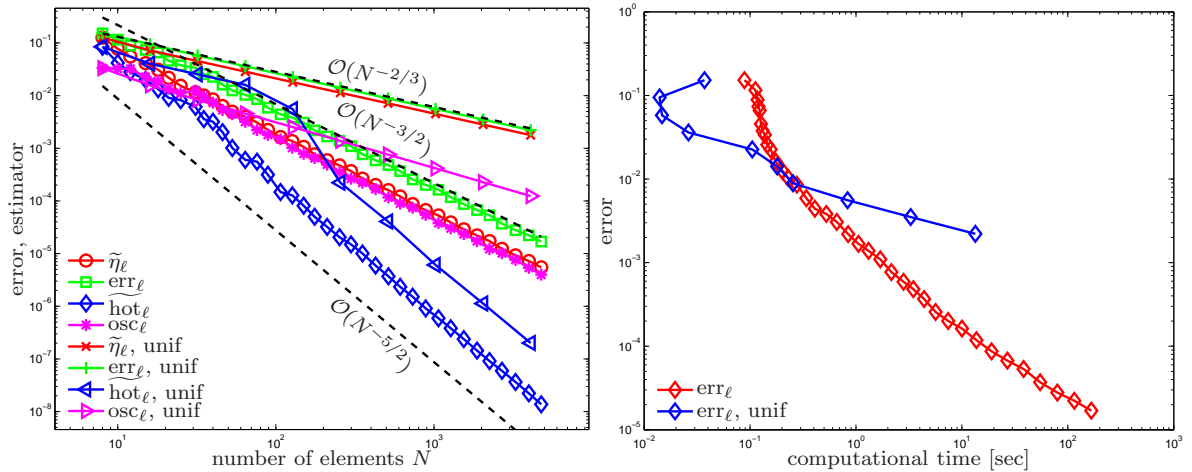


FIGURE 4. Experiment on L-shape with singular solution and singular data. We compare adaptive and uniform mesh-refinement in terms of the quantities err_ℓ , η_ℓ , $\widetilde{\text{hot}}_\ell$, and osc_ℓ plotted over the number of elements $N = \#\mathcal{T}_\ell$ (left). Additionally, err_ℓ is plotted versus the computational time in seconds (right).

APPENDIX A. SOME REMARKS ON THE SATURATION ASSUMPTION

The saturation assumption for the boundary element method states that there exists $q \in (0, 1)$ such that

$$\|\|\phi - \Phi_{\ell,1}\|\| \leq q \|\|\phi - \Phi_\ell\|\| \quad \text{for all } \ell \in \mathbb{N}, \quad (\text{A.1})$$

where $\Phi_{\ell,1}$ is the Galerkin solution with respect to the uniformly refined mesh $\mathcal{T}_{\ell,1} := \text{refine}(\mathcal{T}_\ell, \mathcal{T}_\ell)$. In terms of $(h - h/2)$ based error estimators as proposed in [5, 26, 28], the saturation assumption (A.1) is equivalent to the reliability of these error estimators. Therefore, it is of certain interest to confirm this assumption. Obviously, one can construct examples, for which assumption (A.1) fails to hold for an arbitrarily large number of steps by choosing $\phi \in \mathcal{P}^0(\mathcal{T}^{(n+1)})^\perp$, where $\mathcal{T}^{(n+1)} := \text{unif}^{(n+1)}(\mathcal{T}_0)$. Then, there holds $\Phi_{\ell,1} = \Phi_\ell = 0$ for at least all meshes \mathcal{T}_ℓ with $\ell \leq n$. Up to data oscillation terms, (A.1) was proved for the finite element method and the Poisson problem [22], but still remains open for BEM. In this appendix, we attempt to prove a slightly weaker version of (A.1).

We assume the given boundary data to satisfy $g \in H^{s_{\text{reg}}}(\Gamma)$ for some $s_{\text{reg}} > 2$ throughout the whole section.

Lemma A.1. *Let $\mathcal{T}_\ell \in \mathbb{T}$ denote a mesh and let ϕ denote the solution of (2). Then, it holds the following discrete efficiency estimate*

$$C_9^{-1} \eta_\ell \leq \|\|\Phi_{\ell,k} - \Phi_\ell\|\| + \text{hot}_\ell,$$

where $k \in \mathbb{N}$ and $C_9 \geq 1$ depend only on $\kappa(\mathcal{T}_\ell)$ and Γ . Here, $\Phi_{\ell,k}$ denotes the solution of (8) with respect to the mesh $\mathcal{T}_{\ell,k} := \text{unif}^{(k)}(\mathcal{T}_\ell)$.

Proof. Recall the C ea lemma and norm equivalence (6) to see

$$\|\phi - \Phi_{\ell,k}\|_{H^{-1/2}(\Gamma)} \lesssim \|\|\phi - \Phi_{\ell,k}\|\| \leq \|\|(1 - \Pi_{\ell,k})\phi\|\| \lesssim \|(1 - \Pi_{\ell,k})\phi\|_{H^{-1/2}(\Gamma)}.$$

With the approximation properties of the L^2 -projection (see [18, Theorem 4.1]), we conclude

$$\|\phi - \Phi_{\ell,k}\|_{H^{-1/2}(\Gamma)} \lesssim \|h_{\ell,k}^{1/2}(1 - \Pi_{\ell,k})\phi\|_{L^2(\Gamma)} \leq 2^{-k/2} \|h_\ell^{1/2}(1 - \Pi_\ell)\phi\|_{L^2(\Gamma)}. \quad (\text{A.2})$$

Now, we argue as in the proof of Theorem 4 and conclude together with (A.2)

$$\begin{aligned}
\|h_\ell^{1/2}(\phi - \Phi_\ell)\|_{L^2(\Gamma)} &\lesssim \|\phi - \Phi_\ell\|_{H^{-1/2}(\Gamma)} + \text{hot}_\ell \\
&\leq \|\phi - \Phi_{\ell,k}\|_{H^{-1/2}(\Gamma)} + \|\Phi_{\ell,k} - \Phi_\ell\|_{H^{-1/2}(\Gamma)} + \text{hot}_\ell \\
&\lesssim 2^{-k/2} \|h_\ell^{1/2}(1 - \Pi_\ell)\phi\|_{L^2(\Gamma)} + \|\Phi_{\ell,k} - \Phi_\ell\|_{H^{-1/2}(\Gamma)} + \text{hot}_\ell \\
&\lesssim 2^{-k/2} \|h_\ell^{1/2}(\phi - \Phi_\ell)\|_{L^2(\Gamma)} + \|\Phi_{\ell,k} - \Phi_\ell\|_{H^{-1/2}(\Gamma)} + \text{hot}_\ell.
\end{aligned}$$

Hence, for $k \in \mathbb{N}$ sufficiently large, there holds

$$\|h_\ell^{1/2}(\phi - \Phi_\ell)\|_{L^2(\Gamma)} \lesssim \|\Phi_{\ell,k} - \Phi_\ell\|_{H^{-1/2}(\Gamma)} + \text{hot}_\ell. \quad (\text{A.3})$$

With (32) and the approximation properties of the Galerkin solution, we prove

$$\begin{aligned}
\eta_\ell &\lesssim \|\phi - \Phi_\ell\|_{H^{-1/2}(\Gamma)} + \|h_\ell^{1/2}(\phi - \Phi_\ell)\|_{L^2(\Gamma)} \lesssim \|h_\ell^{1/2}(\phi - \Phi_\ell)\|_{L^2(\Gamma)} \\
&\lesssim \|\Phi_{\ell,k} - \Phi_\ell\|_{H^{-1/2}(\Gamma)} + \text{hot}_\ell,
\end{aligned}$$

where we inserted (A.3) to obtain the last estimate. Norm equivalence (6) proves the result. \square

Now, we are able to prove the following result.

Proposition A.2 (weak saturation assumption). *There exist constants $k \in \mathbb{N}$ and $0 < q < 1$ which depend only on $\kappa(\mathcal{T}_0)$ and Γ such that for all $\mathcal{T}_\ell \in \mathbb{T}$ with corresponding Galerkin solution Φ_ℓ , it holds*

$$\|\|\phi - \Phi_{\ell,k}\|\|^2 \leq q \|\|\phi - \Phi_\ell\|\|^2 + \text{hot}_\ell^2.$$

Proof. We combine reliability (11), Lemma A.1, and the Galerkin orthogonality to see

$$\begin{aligned}
\|\|\phi - \Phi_{\ell,k}\|\|^2 &= \|\|\phi - \Phi_\ell\|\|^2 - \|\|\Phi_{\ell,k} - \Phi_\ell\|\|^2 \leq \|\|\phi - \Phi_\ell\|\|^2 - \frac{1}{2}C_9^{-2}\eta_\ell^2 + \text{hot}_\ell^2 \\
&\leq \|\|\phi - \Phi_\ell\|\|^2 - \frac{1}{2}C_9^{-2}C_{\text{rel}}^{-2}\|\|\phi - \Phi_\ell\|\|^2 + \text{hot}_\ell^2 \leq q \|\|\phi - \Phi_\ell\|\|^2 + \text{hot}_\ell^2.
\end{aligned}$$

for $0 < q := 1 - \frac{1}{2}C_9^{-2}C_{\text{rel}}^{-2} < 1$. Here, we used $C_{\text{rel}}, C_9 \geq 1$ to guarantee $q > 0$. \square

In contrast to (A.1), the result above needs a certain number of uniform refinements to achieve a contraction. This raises the question if one could construct examples in which one uniform refinement is actually not sufficient. This question is, however, beyond the scope and techniques of the present work and remains for future research.

Acknowledgement. The authors M.A., M.F., M.K., and D.P. are funded by the Austria Science Fund (FWF) under grant P21732 *Adaptive Boundary Element Method*, which is thankfully acknowledged.

REFERENCES

- [1] M. AURADA, M. EBNER, M. FEISCHL, S. FERRAZ-LEITE, P. GOLDENITS, M. KARKULIK, M. MAYR, D. PRAETORIUS: *HILBERT — A MATLAB implementation of adaptive 2D-BEM*, ASC Report **24/2011**, Institute for Analysis and Scientific Computing, Vienna University of Technology, Wien, 2011, software download at <http://www.asc.tuwien.ac.at/abem/hilbert/>
- [2] M. AURADA, M. FEISCHL, T. FÜHRER, M. KARKULIK, J. MELENK, D. PRAETORIUS: *Classical FEM-BEM coupling methods: nonlinearities, well-posedness, and adaptivity*, ASC Report **08/2012**, Institute for Analysis and Scientific Computing, Vienna University of Technology, Wien, 2012.
- [3] M. AURADA, S. FERRAZ-LEITE, P. GOLDENITS, M. KARKULIK, M. MAYR, D. PRAETORIUS: *Convergence of adaptive BEM for some mixed boundary value problem*, Appl. Numer. Math., **62** (2012), 226-245.

- [4] M. AURADA, M. FEISCHL, J. KEMETMÜLLER, M. PAGE, D. PRAETORIUS: *Adaptive FEM with inhomogeneous Dirichlet data: convergence and quasi-optimality in R_d* , ASC Report **03/2012**, Institute for Analysis and Scientific Computing, Vienna University of Technology, Wien, 2011.
- [5] M. AURADA, S. FERRAZ-LEITE, D. PRAETORIUS: *Estimator reduction and convergence of adaptive FEM and BEM*, Appl. Numer. Math., **62** (2012), 787–801.
- [6] M. AURADA, M. FEISCHL, D. PRAETORIUS: *Convergence of Some Adaptive FEM-BEM Coupling for elliptic but possibly nonlinear interface problems*, Math. Model. Numer. Anal., **46** (2012), 1147–1173.
- [7] M. AURADA, M. FEISCHL, T. FÜHRER, M. KARKULIK, M. MELENK, D. PRAETORIUS: *Inverse estimates for elliptic integral operators and application to the adaptive coupling of FEM and BEM*, work in progress.
- [8] M. AINSWORTH, J.T. ODEN: *A posteriori error estimation in finite element analysis*, Wiley-Interscience [John Wiley & Sons], New-York, 2000.
- [9] P. BINEV, W. DAHMEN, R. DEVORE: *Adaptive finite element methods with convergence rates*, Numer. Math. **97** (2004), 219–268
- [10] L. BELENKI, L. DIENING, C. KREUZER: *Optimality of an adaptive finite element method for the p -Laplacian equation*, IMA Journal of Numerical Analysis, **32(2)**, (2012), 484–510.
- [11] J. BERGH, J. LÖFSTRÖM: *Interpolation Spaces. An Introduction. Grundlehren der Mathematischen Wissenschaften*, No. **223**. Springer-Verlag, Berlin-New York, (1976)
- [12] C. CARSTENSEN: *An a posteriori error estimate for a first-kind integral equation*, Math. Comp. **66** (1997), 139–155.
- [13] C. CARSTENSEN: *Efficiency of a posteriori BEM-error estimates for first-kind integral equations on quasi-uniform meshes*, Math. Comp. **65** (1996), no. 213, 69–84.
- [14] J. CASCON, C. KREUZER, R. NOCHETTO, K. SIEBERT: *Quasi-optimal convergence rate for an adaptive finite element method*, SIAM J. Numer. Anal. **46** (2008), 2524–2550.
- [15] C. CARSTENSEN, M. MAISCHAK, E.P. STEPHAN: *A posteriori error estimate and h -adaptive algorithm on surfaces for Symm’s integral equation*, Numer. Math. **90** (2001), no. 2, 197–213.
- [16] J. M. CASCON, R. H. NOCHETTO: *Quasi-optimal cardinality of AFEM driven by nonresidual estimators*, IMA Journal of Numerical Analysis, (to appear)
- [17] C. CARSTENSEN, D. PRAETORIUS: *Averaging techniques for the a posteriori BEM error control for a hypersingular integral Equation in two dimensions*, SIAM J. Sci. Comput. **29** (2007), 782–810.
- [18] C. CARSTENSEN, D. PRAETORIUS: *Averaging techniques for the effective numerical solution of Symm’s integral equation of the first kind*, SIAM J. Sci. Comput. **27** (2006), 1226–1260.
- [19] C. CARSTENSEN, E.P. STEPHAN: *A posteriori error estimates for boundary element methods*, Math. Comp. **64** (1995), 483–500.
- [20] M. COSTABEL, E. STEPHAN: *Boundary Integral Equations for Mixed Boundary Value Problems in Polygonal Domains and Galerkin Approximation*, in: Mathematical models and methods in mechanics, Banach Center Publ. **15**, Warsaw, (1985), 175–251.
- [21] W. DÖRFLER: *A convergent adaptive algorithm for Poisson’s equation*, SIAM J. Numer. Anal. **33** (1996), 1106–1124.
- [22] W. DÖRFLER, R. NOCHETTO: *Small data oscillation implies the saturation assumption*, Numer. Math. **91** (2002), 1–12.
- [23] C. ERATH, S. FERRAZ-LEITE, S. FUNKEN, D. PRAETORIUS: *Energy norm based a posteriori error estimation for boundary element methods in two dimensions*, Appl. Numer. Math. **59** (2009), 2713–2734.
- [24] C. ERATH, S. FUNKEN, P. GOLDENITS, D. PRAETORIUS: *Simple error estimators for the Galerkin BEM for some hypersingular integral equation in 2D*, Appl. Anal., in print (2013)
- [25] M. FEISCHL, M. KARKULIK, M. MELENK, D. PRAETORIUS: *Quasi-optimal convergence rate for an adaptive boundary element method*, ASC Report **28** (2011), Institute for Analysis and Scientific Computing, Vienna University of Technology.
- [26] S. FERRAZ-LEITE, C. ORTNER, D. PRAETORIUS: *Convergence of simple adaptive Galerkin schemes based on $h - h/2$ error estimators*, Numer. Math. **116** (2010), 291–316.
- [27] M. FEISCHL, M. PAGE, D. PRAETORIUS: *Convergence of adaptive FEM for elliptic obstacle problems*, ASC Report **17** (2011), Institute for Analysis and Scientific Computing, Vienna University of Technology.
- [28] S. FERRAZ-LEITE, D. PRAETORIUS: *Simple a posteriori error estimators for the h -version of the boundary element method*, Computing **83** (2008), 135–162.

- [29] T. GANTUMUR: *Adaptive boundary element methods with convergence rates*, preprint, arXiv:1108.0524v2.
- [30] I. GRAHAM, W. HACKBUSCH, S. SAUTER: *Finite elements on degenerate meshes: Inverse-type inequalities and applications*, IMA J. Numer. Anal. **25** (2005), 379–407.
- [31] G. H. HSIAO, W. L. WENDLAND: *Boundary integral equations*, volume **164** of Applied Mathematical Sciences, Springer-Verlag, Berlin, 2008.
- [32] C. KREUZER, K. G. SIEBERT: *Decay rates of adaptive finite elements with Dörfler marking*, Numer. Math. **117** (2011), 679–716.
- [33] W. MCLEAN: *Strongly elliptic systems and boundary integral equations*, Cambridge University Press, Cambridge, 2000.
- [34] S. SAUTER, C. SCHWAB: *Randelementmethoden: Analyse, Numerik und Implementierung schneller Algorithmen*, Teubner Verlag, Wiesbaden, 2004.
- [35] O. STEINBACH: *Numerical approximation methods for elliptic boundary value problems: Finite and boundary elements*, Springer, New York, 2008.
- [36] R. STEVENSON: *Optimality of standard adaptive finite element method*, Found. Comput. Math. (2007), 245–269.

INSTITUTE FOR ANALYSIS AND SCIENTIFIC COMPUTING, VIENNA UNIVERSITY OF TECHNOLOGY,
WIEDNER HAUPTSTRASSE 8-10, A-1040 WIEN, AUSTRIA

E-mail address: Markus.Aurada@chello.at

E-mail address: {Thomas.Fuehrer, Michael.Karkulik, Dirk.Praetorius}@tuwien.ac.at

E-mail address: Michael.Feischl@tuwien.ac.at (corresponding author)